

# Manfrotto LED, Lighting Supports & Filters



**Manfrotto**  
Imagine More

[manfrotto.com](http://manfrotto.com)

# Manfrotto

## LED, Lighting Supports & Filters

Manfrotto offers the widest and most professional choice of lighting solutions to serve the photographic, broadcast and entertainment industries.

We hope you find the catalogue inspiring and useful.

For all the news that's still too new to print, please visit

**[www.manfrotto.com](http://www.manfrotto.com)**

### Contents

4	<b>LED LIGHTING</b>
12	<b>STANDS</b>
52	<b>AUTOPOLE SYSTEM</b>
58	<b>CLAMPS</b>
72	<b>ARMS</b>
82	<b>TILT HEADS</b>
86	<b>STILL LIFE</b>
92	<b>BACKGROUND SUPPORTS</b>
98	<b>SKY TRACK SYSTEM</b>
110	<b>ADAPTERS</b>
116	<b>FILTERS</b>
118	<b>INDEX</b>

To understand the icons, consult the key to symbols on the back page.

# LED Lighting



MODEL	LUMIMUSE3	LUMIMUSE6	LUMIMUSE8	SPECTRA2
				
<b>Color Temperature</b>	Daylight 5600K + Gel Filters (1/4 CTO and diffuser)	Daylight 5600K + Gel Filters (1/4 CTO and diffuser)	Daylight 5600K + Gel Filters (1 CTO, 1/4 CTO and diffuser)	Daylight 5600K + Gel Filters (1 CTO, 1/4 CTO and diffuser)
<b>CRI</b>	>92	>92	>92	>93
<b>Illuminance</b>	220lux	440lux	550lux	650lux (+50% light output with boost mode)
<b>Beam</b>	50°	50°	50°	45°
<b>Battery Capacity</b>	Li-Pol - 60'	Li-Pol - 65'	Li-Pol - 60'	AA batteries NiMH - 110' Li-ion Sony L-Type 160'* * Boost mode
<b>Dimensions</b>	28x71x53mm	28x76x60mm	28x86x59mm	153x93x45mm
<b>Features</b>	3 step dimming Hot-shoe and female 1/4" N° of LED 3 Gel Filters (1/4 CTO, and diffuser)	3 step dimming Hot-shoe and female 1/4" N° of LED 6 Gel Filters (1 CTO, 1/4 CTO and diffuser)	4 step dimming Hot-shoe ball head and female 1/4" N° of LED 8 Gel Filters (1 CTO, 1/4 CTO and diffuser)	Dimming 1-100% Boost mode +50% light output Tripod/hot-shoe ball head Li-ion L-Type battery adaptor (optional) AC adaptor (optional) D-Tap connection (optional)

Manfrotto offers a complete range line of LED lights for videography and photography, tailored on the needs of photo-video enthusiast and professionals.

Each model is designed according to state of art technology, aiming at portability, high efficiency, durability and excellent color rendition.



MICROPRO2	CROMA2	DAYLIGHT	LYKOS BICOLOR
			
Daylight 5600K + Gel Filters (1 CTO, 1/4 CTO and diffuser)	From Tungsten 3100K to Daylight 5600K + Gel Filter (diffuser)	Daylight 5600K + Gel Filters (1 CTO, 1/4 CTO and diffuser)	From Tungsten 3000K to Daylight 5600K + Gel filter (diffuser)
>93	>93	>93	>90
940lux	Daylight: 900lux Tungsten: 800lux	1600lux	Daylight: 1500lux Tungsten: 1300lux
50°	50°	50°	50°
AA batteries NiMH - 40' Li-ion Sony L-Type 8 cell 180'	AA batteries NiMH 40' Li-ion Sony L-Type 8 cell 180'	Li-ion Sony L-Type (6300mAh) 80'	Li-ion Sony L-Type (6300mAh) 80'
170x108x44mm	170x108x44mm	260x152x42mm	260x152x42mm
Dimming 1-100% Tripod/hot-shoe ball head Li-ion L-Type battery adaptor AC adaptor D-Tap connection (optional)	Dimming 1-100% Tripod/hot-shoe ball head Li-ion L-Type battery adaptor AC adaptor D-Tap connection (optional)	Dimming 0-100% Tripod/hot-shoe ball head LCD Screen D-Tap connection (optional) Bluetooth connection (optional) & App	Dimming 0-100% Tripod/hot-shoe ball head LCD Screen D-Tap connection (optional) Bluetooth connection (optional) & App



**MLUMIEPL-BK LUMIMUSE3**

<b>Mounting method</b>	Hot-shoe and female 1/4"
<b>Battery life</b>	60 min
<b>Beam angle</b>	50°
<b>Colour temperature</b>	5600K
<b>CRI (Color Rendition Index)</b>	>92
<b>Dimensions</b>	28x71x53mm
<b>Dimmable</b>	3 step dimming
<b>Illuminance</b>	220
<b>Number of LEDs</b>	3
<b>Weight</b>	0.074kg

The LUMIMUSE3 is the smallest LED in the LUMIMUSE range. With such diminutive dimensions, the LUMIMUSE3 is perfect for keeping in a small bag or even your pocket to give you that extra lighting kick when you need it. It is a great multipurpose light, especially useful for videos and as fill light in photography. Also included in each kit is a snap-fit filter mount and filters, which modify the colour temperature and diffusion of the light; you can simultaneously use up to 2 to achieve various effects.



**MLUMIEART-BK LUMIMUSE6**

<b>Mounting method</b>	Hot-shoe and female 1/4"
<b>Battery life</b>	65 min
<b>Beam angle</b>	50°
<b>Colour temperature</b>	5600K
<b>CRI (Color Rendition Index)</b>	>92
<b>Dimensions</b>	28x76x60mm
<b>Dimmable</b>	3 step dimming
<b>Illuminance</b>	440
<b>Number of LEDs</b>	6
<b>Weight</b>	0.137kg

The LUMIMUSE6 is the middle LED in the LUMIMUSE range. With such highly portable dimensions and robust aluminum construction, The LUMIMUSE6 is perfect for keeping in your kit bag to help you get extra creative with your lighting. The LUMIMUSE6 is great in many situations for example in portrait and still life photography as well as for situations like interviews or video blogs. Using more than one together will really expand the flexibility of your lighting.



### MLUMIEMU-BK LUMIMUSE8

<b>Mounting method</b>	Hot-shoe and female 1/4"
<b>Battery life</b>	60 min
<b>Beam angle</b>	50°
<b>Colour temperature</b>	5600K
<b>CRI (Color Rendition Index)</b>	>92
<b>Dimensions</b>	28x86x59mm
<b>Dimmable</b>	4 step dimming
<b>Illuminance</b>	550
<b>Number of LEDs</b>	8
<b>Weight</b>	0.175kg

The LUMIMUSE8 is the largest and brightest LED in the LUMIMUSE range but is still ultra-portable. Keeping one or two LUMIMUSE8 in your kit bag will give your portable lighting set a real kick without all the extra weight and space needed for traditional lighting. The LUMIMUSE8 is great for lighting in myriad situations with excellent maximum light output and 4 step dimming to regulate light intensity.



### MLBALL BALL-HEAD MOUNT

<b>Mounting method</b>	Hot-shoe and female 1/4"
<b>Weight</b>	0.016kg

The LUMIMUSE Ball Head is designed specifically for the LUMIMUSE series LEDs and is compatible with the full range. The Ball head allow you to mount either on the hot-shoe of a camera or even on a tripod or alternative supports, using the 1/4" screw thread on the underside. The head is friction based and enables 360° pan movement and up to 35° in the vertical providing you with the ability to control the direction of your light in a simple, rapid way. The ball head is included with LUMIMUSE Kits and will be sold separately for use with other LEDs.



### MLFILTERCOL MULTICOLOR FILTER KIT

Included in the kit are the following filters:

- Deep Ocean
- Deep Purple
- Blue Jean
- Azalea Pink
- Berry Pink
- Bright Orange
- Canary Yellow
- Grass Green
- Weight 0.014kg

The LUMIMUSE Series Multicolour filters are a set of accessory filters that are designed to augment the flexibility and usability of the LUMIMUSE8 and LUMIMUSE6 LED lights. The Multicolour kit provides 8 beautiful vibrant colours to help you create unique and interesting photos and videos.



### MLFILTERCLS CLASSIC FILTER KIT

Included in the kit are the following filters:

- Primary Green
- Primary Red
- Primary Blue
- Heavy Diffusor
- Medium Diffusor
- Soft Diffusor
- 3/4 CTO
- 3/4 CTB
- Weight 0.014kg

The LUMIMUSE Series Classic filters are a set of accessory filters that are designed to augment the flexibility and usability of the LUMIMUSE8 and LUMIMUSE6 LED lights. The Classic series of 8 filters include a number of common lighting filters that have been used in photography & videography for many years to create various effects and corrections.



### MLFILTERPRT PORTRAIT FILTER KIT

Included in the kit are the following filters:

- Pink Rose
- Pea
- Tuscan Sunset
- Summer Tan
- Amber Sunrise
- Blush
- Soft Diffusor
- Silk Diffusor
- Weight 0.014kg

The LUMIMUSE Series Portrait filters are a set of accessory filters that are designed to augment the flexibility and usability of the LUMIMUSE8 and LUMIMUSE Art LED lights when conducting portraiture. The kit includes 8 filters and diffusors to help mimic certain types of lighting that compliment various skin types.



**MLSPECTRA2 SPECTRA2**

<b>Mounting method</b>	Tripod/hot-shoe ball head and female 1/4"
<b>Battery Capacity</b>	AA batteries Alkaline - 50 min NiMH - 110 min Lithium - 180 min Sony L Type 160 min (Boost mode)
<b>Beam angle</b>	45°
<b>Color Temperature</b>	Daylight 5600K + Gel Filters (1 CTO, 1/4 CTO and diffuser)
<b>CRI</b>	>93
<b>Dimming</b>	1-100% without flickering
<b>Illuminance</b>	650lux (+50% light output with boost mode)
<b>Dimensions</b>	153x93x45mm
<b>Features</b>	Boost mode +50% light output D-Tap connection (optional) Gel Filters (1 CTO, 1/4 CTO and diffuser)

The most compact LED Panel in the professional range. Spectra2 features the state of art LED technology (Surface Mount Technology), which guarantees images with perfect colour rendition and improved efficiency. The LED panel can be operated by 6 AA standard batteries, by mains through an optional AC adaptor or by L-Type Li-ion batteries through optional battery adaptor. Compact and portable, it is perfect for on camera use (thanks to the included ball-head), but can also be used off camera. Diffuser and filter gel for colour correction are included in the pack.)



**MLMICROPRO2 MICROPRO2**

<b>Mounting method</b>	Tripod/hot-shoe ball head and female 1/4"
<b>Battery Capacity</b>	AA batteries Alkaline - 8 min NiMH - 40 min Lithium - 25 min Sony L Type 6 cell 90 min - 8 cell min
<b>Beam angle</b>	50°
<b>Color Temperature</b>	Daylight 5600K + Gel Filters (1 CTO, 1/4 CTO and diffuser)
<b>CRI</b>	>93
<b>Dimming</b>	1-100%
<b>Illuminance</b>	940lux
<b>Dimensions</b>	170x108x44mm
<b>Features</b>	D-Tap connection (optional) Gel Filters (1 CTO, 1/4 CTO and diffuser)

Powerful and compact light with newest LED technology (Surface Mount Technology), which guarantees images with perfect colour rendition. The LED panel embeds innovative lenses, which have been designed specifically to achieve an improved optical efficiency. The LED device can be dimmed from 1% to 100% and it can be operated by 6 AA standard batteries, by mains through the included AC adaptor or by L-Type Li-ion batteries through the included battery adaptor. Compact and powerful, it can be used both on camera (thanks to the included ball-head) and off camera (e.g. in combination with Manfrotto baby lighting stands). Diffuser and filter gel for colour correction are included in the pack.



**MLCROMA2 CROMA2**

<b>Mounting method</b>	Tripod/hot-shoe ball head and female ¼"
<b>Battery Capacity</b>	Batterie AA Alkalina - 8 min NiMH - 40 min Litio - 25 min Sony Tipo L 6 celle 90 min - 8 cella 180 min
<b>Beam angle</b>	50°
<b>Color Temperature</b>	Daylight 5600K - Tungsten 3100K + Gel Filters (diffuser)
<b>CRI</b>	>93
<b>Dimming</b>	1-100%
<b>Illuminance</b>	Daylight: 900lux - Tungsten: 800lux
<b>Dimensions</b>	170x108x44mm
<b>Features</b>	D-Tap connection (optional) Gel Filters (diffuser)

Powerful and compact light with newest LED technology (Surface Mount Technology), which guarantees images with perfect colour rendition. The LED panel embeds innovative lenses, which have been specifically designed to achieved an improved optical efficiency. The LED device can be dimmed from 1% to 100% and it can be operated by 6 AA standard batteries, by mains through the included AC adaptor or by L-Type Li-ion batteries through the included battery adaptor. Compact and powerful, it can be used both on camera (thanks to the included ball-head) and off camera (e.g. in combination with Manfrotto baby lighting stands). Colour temperature can be regulated from 3100K to 5600K, this makes Cromax2 the perfect versatile LED panel to match the existing ambient lighting. Diffuser gel is included in the pack.



**ADAPTOR12V1.25A  
AC ADAPTOR 12V 1.25A SPECTRA2**

<b>Voutput DC</b>	12V
<b>Ioutput</b>	1,25A

This universal 110-220V AC adapter allows Manfrotto Spectra2 LED light to be operated by mains. An international plug set (UK, US, EU, AU) is included in the packaging.



**MLBATTADT-L7.2V  
L-TYPE BATTERIES ADAPTOR FOR SPECTRA2**

This battery adaptor allows Manfrotto Spectra2 LED light to be operated by Li-ion Type.





**MLL1500-D LYKOS DAYLIGHT**

<b>Mounting method</b>	Tripod/hot-shoe ball head and female ¼"
<b>Battery Capacity</b>	Sony NP-F970 (6300mAh) 80 min
<b>Beam angle</b>	50°
<b>Color Temperature</b>	Daylight 5600K + Gel Filters (1 CTO, 1/4 CTO and diffuser)
<b>CRI</b>	>93
<b>Dimming</b>	0-100%
<b>Illuminance</b>	1600lux
<b>Dimensions</b>	260x152x42mm
<b>Features</b>	LCD Screen D-Tap connection (optional) Bluetooth technology (optional) & App Gel Filters (1 CTO, 1/4 CTO and diffuser)

LYKOS daylight is capable of an incredible lighting power in still very portable dimensions. It is the best solution for the videographer and photographer on the go, who needs a lightweight light source. LYKOS LED panels mount the newest LED technology available (Surface Mounted Technology), which guarantees images with perfect colour rendition and no colour casting. Diffuser and filter gel for colour correction are supplied in the packaging; superior diffusion can be achieved using LYKOS LED panel in combination with LYKOS LED softbox. LYKOS LED panels is fully compatible with Manfrotto Digital Director through LYKOS Bluetooth Dongle.



Dedicated App.



**MLL1300-BI LYKOS BI-COLOR**

<b>Mounting method</b>	Tripod/hot-shoe ball head and female ¼"
<b>Battery Capacity</b>	Sony NP-F970 (6300mAh) 80 min
<b>Beam angle</b>	50°
<b>Color Temperature</b>	Daylight 5600K - Tungsten 3000K + Gel Filters (1 CTO, 1/4 CTO and diffuser)
<b>CRI</b>	>93
<b>Dimming</b>	0-100%
<b>Illuminance</b>	Daylight: 1500lux - Tungsten: 1300lux
<b>Dimensions</b>	260x152x42mm
<b>Features</b>	LCD Screen D-Tap connection (optional) Bluetooth technology (optional) & App Gel Filters (diffuser)

LYKOS Bi-Color is capable of an incredible lighting power in still very portable dimensions. It is the best solution for the videographer and photographer on the go, who needs a lightweight light source. LYKOS LED panels mount the newest LED technology available (Surface Mounted Technology), which guarantees images with perfect colour rendition and no colour casting. Diffuser gel is supplied in the packaging; superior diffusion can be achieved using LYKOS LED panel in combination with LYKOS LED softbox. LYKOS LED panels is fully compatible with Manfrotto Digital Director through LYKOS Bluetooth Dongle. with LYKOS LED softbox. LYKOS LED panels is fully compatible with Manfrotto Digital Director through LYKOS Bluetooth Dongle.



Dedicated App.



**MLLBTDONGLE LYKOS BLUETOOTH DONGLE**

LYKOS Bluetooth Dongle allows to add wireless connectivity to Manfrotto LYKOS LED panels. The device incorporates Bluetooth Smart version 4.0 (or higher) with a Low Energy Core Configuration. Downloading the iPhone App "LYKOS App", the user can have full control of one or more LED panels. Controllable functions are On/Off switch, dimming 0%-100%, colour temperature regulation, grouping of lights, recall of previously stored scene settings, fade-in fade-out.



**MLSBOXL LYKOS SOFTBOX**

<b>Dimensions</b>	20x24x6cm
<b>Diffusion</b>	-1,3 f-stops






Manfrotto LED Softbox is the perfect accessory to be used in combination with LYKOS LED panels. It can be set up in seconds without any tools. It creates a beautifully soft lighting, softening the shadows in the images. The diffuser film is specifically designed for LED Lighting and reduces the light output by 1,3 f-stops. The inner reflective surface guarantees maximum optical efficiency. It collapses flat and can be easily stored in the fabric pouch included.




Stands



Manfrotto's range of stands consists of several product families which differ in design and materials depending both on the applications they are intended for and on the light type they have to support. These supports can be distinguished by the materials they are made of (aluminum or steel) and two tubing technologies (electrowelding or extrusion). Special attention has been paid to multiple technical solutions like pneumatic damping and levelling legs. The existing versions allow for extensions between 21cm and 550cm, with payloads between 1.5kg and 200kg.



MODEL		PRODUCTS	CODE
BABY LIGHTWEIGHT		Backlite Stand	012B
		Nano Pole stand	MS0490A
		Black ALU LOW Mini Pro Stand	156BLB
		Black ALU NANO Stand	5001B
		Black ALU AIR Cushioned Mini Compact Stand	1051BAC
		Black ALU AIR Cushioned Compact Stand	1052BAC
		Black ALU AIR Cushioned Master Stand	1004BAC
		Black ALU AIR Cushioned Ranker Stand	1005BAC
JUNIOR STANDS		Black ALU Stand	008BU
		STEEL Junior Stand	008CSU
		Black ALU Senior Stand	007BU
		Black STEEL Senior Stand	007BSU
		STEEL Senior Stand	007CSU
		Black STEEL Tall Stand	111BSU
		STEEL Tall Stand	111CSU
		Black STEEL Heavy Duty Stand	126BSU
		STEEL Heavy Duty Stand	126CSU
		Black ALU Super Stand	269BU
		Black STEEL Super Stand	270BSU
		STEEL Super Stand	270CSU
		Black ALU High Super Stand	269HDBU
		Extensions Black ALU Stand	142B
		Extensions STEEL High Stand	146CS
Extensions STEEL Stand	142CS		
Extensions ALU High Stand	146B		
ROLLER		STEEL Column Stand	231CS
		Black ALU Column Stand	231B
		Black Baby Studio Stand	299B
		Black ALU studio Stand	298B
		BASE Black Large Brake	297BBASE
		Base Black Large Foot	297FBASE
		Base Black Small Brake	299BBASE
		Base Black Small Foot	299FBASE
WIND-UP		STEEL 3-section Low Base Wind Up Stand	087NWL B
		STEEL 2-section Low Base Wind Up Stand	083NWL B
		STEEL Wind Up Stand	087NW
		Black STEEL Wind Up Stand	087NWB
		STEEL Short Wind Up Stand	087NWSH
		STEEL 2-section Wind Up Stand	083NW
		STAINLESS STEEL Super Wind Up Stand	387XU
		Black STAINLESS STEEL Super Wind Up Stand	387XBU
LIGHTING BOOMS & BOOM STANDS		Black ALU Combi-Boom Stand with Sandbag	420B
		Combi-Boom Stand HD	420CSU
		Black Mega Boom (stand not included)	425B
		Black Light Boom 35 (stand not included)	085BSL
		Black Light Boom 35 (stand included)	085BS
		Black Super Boom (stand not included)	025BSL
		Black Super Boom (stand included)	025BS
		Black Light Boom (stand not included)	024B
		Super Boom with Column Stand	025TM
		Black Wall Boom (stand not included)	098B
		Black Short Wall Boom (stand not included)	098HB

PAYLOAD								HEIGHT & WEIGHT			ATTACHMENT
≤ 2 kg	≤ 5 kg	≤ 10 kg	≤ 15 kg	≤ 20 kg	≤ 25 kg	≤ 30 kg	≥ 30 kg	 cm	 cm	 kg	
√								85	48	1,32	Spigot 5/8" M, Bushing 5/8" F, 3/8" thread Male
√								195	49	1,07	
√								123	40	1,50	
√								190	48	0,93	
	√							211	67	1,00	
	√							237	86	1,20	
		√						366	107	3,00	
		√						237	100	2,00	Bushing 5/8" F / diameter 17mm M (JP), Spigot 5/8" M, 1/4" W thread Male, 3/8" thread Male
			√					212	112	4,20	Bushing 1 1/8" F, Spigot 5/8" M, 3/8" thread Male
						√		216	116	6,40	
			√					315	122	3,00	
				√				325	122	7,30	
				√				325	122	7,30	
					√			380	155	9,00	
					√			380	155	9,00	
							√	333	131	8,30	
							√	333	131	8,30	
							√	455	144	8,00	
							√	477	144	13,50	
							√	477	144	13,50	
		√						730	173	10,00	
							Extension	210		2,40	
							Extension	314		4,80	
							Extension	210		3,60	
							Extension	314		2,80	
		√						250	121	8,00	Spigot 5/8" M, Bushing 5/8" F, 1/4" W thread Male, 3/8" thread Male
		√						250	121	6,40	
			√					272	105	4,80	Bushing 5/8" F / diameter 17mm M (JP), Spigot 5/8" M, 1/4" W thread Male, 3/8" thread Male
			√					300	125	6,00	
							√		52	5,70	Bushing 1 1/8" F, Spigot 5/8" M, 3/8" thread Male
							√		52	4,40	
							√		36	4,80	
							√		36	3,50	
						√		276	134	16,00	Bushing 1 1/8" F, Spigot 5/8" M, 3/8" thread Male
							√	190	112	11,00	
						√		370	181	21,40	
						√		370	181	21,40	
						√		276	155	15,50	
							√	247	153	16,00	Bushing 1 1/8" F
							√	366	184	32,50	
							√	366	184	32,50	
		√						392	113	2,70	Bushing 5/8" F / diameter 17mm M (JP), Spigot 5/8" M, 1/4" W thread Male, 3/8" thread Male
			√					392	113	5,60	
6kg at max extension, 30kg at minimum extensions, both with 30kg of counterweight								320		15,00	Bushing 1 1/8" F, Bushing 5/8" F
6kg at max extension with 7kg of counterweight								280		2,20	Bushing 5/8" F / diameter 17mm M (JP), Spigot 5/8" M, 1/4" W thread Male, 3/8" thread Male
6kg at max extension with 7kg of counterweight								280		16,40	
5kg at max extension with 7kg of counterweight								270		4,10	Spigot 5/8" M, 3/8" thread Male
5kg at max extension with 7kg of counterweight								100		21,00	Spigot 5/8" M, 3/8" thread Male
3kg at max extension with 4,5kg of counterweight								200		1,40	Bushing 5/8" F / diameter 17mm M (JP), Spigot 5/8" M, 1/4" W thread Male, 3/8" thread Male
5kg at max extension with 7kg of counterweight								108		18,50	Spigot 5/8" M, 3/8" thread Male
4,5kg at max extension								210		2,30	Bushing 5/8" F / diameter 17mm M (JP), Spigot 5/8" M, 1/4" W thread Male, 3/8" thread Male
	√							122		2,00	Bushing 5/8" F / diameter 17mm M (JP), Spigot 5/8" M, 1/4" W thread Male, 3/8" thread Male

BABY LIGHTWEIGHT STANDS

This series of Manfrotto baby lighting stands are ideal for most photographic strobe heads and lighter weight fixtures and LED lights. They fold quickly to a compact size, fitting into most lighting kits. They are the versatile and lightweight companion for shoots in studio or on location.



A stronger and more ergonomic handle helps you while securing stands into the operating position.



Just a click away from your baby. Push on the new locking device and detach one stand, ready to go.



Anti-rotation 3/8" top screw fixing, plus 1/4" adapter for matching any requirement.

Excellent protection against corrosion and wear is ensured by aluminium anodization.

Versions featuring air cushioning for preventing damage to the lighting fixture during column retraction.











A new bi-injection casting provides the photographer with a better ergonomic grip.



### BACKLITE STAND 012B

Black steel base with detachable aluminium column. 2 sections, 1 riser. Ø: 22, 19mm. Solid flat legs: 20x5mm. A versatile stand allowing fixtures to mount on the ground or on the included pole for extra height.

-  9cm
-  85cm
-  48cm
-  60cm
-  1.32kg
-  Pole type 18  
+ type 19
-  3kg
-  Base type 1  
+ Spigot Art. 013



### BLACK ALU LOW MINI PRO STAND 156BLB

Aluminium stand. 4 sections, 3 risers. Ø: 25, 22, 19, 16mm. Leg Ø: 16mm. Perfect for background lights.

-  40cm
-  123cm
-  40cm
-  45cm
-  0.62kg
-  1.5kg
-  Type 19  
+ Adapter Art. 015



### BLACK ALU NANO STAND 5001B

Aluminium stand. 5 sections, 4 risers. Ø: 25, 22, 19, 16, 13mm. Solid flat legs 15x5mm. An ideal stand for kits due to its compact design.

-  49cm
-  190cm
-  48cm
-  100cm
-  0.93kg
-  1.5kg
-  Type 19  
+ Adapter Art. 015



### NANO POLE STAND MS0490A

Aluminium stand, compact stand with 5 sections, 4 risers. The column can be detached from the base and used as a boom.

-  49cm
-  195cm
-  49cm
-  100cm
-  1.07kg
-  1.5kg
-  Type 19



ADAPTO

Material alternatives are crucial to provide high performance and light weight.

Adapto® is the new material specifically developed by Manfrotto for both collars and spider castings of the 1051BAC MINI COMPACT STAND and the 1052BAC COMPACT STAND.

Adapto® is a special technical polymer that is comparable to aluminium in strength, but is 50% lighter. Adapto® is an ideal material for photo imaging equipment as it has superb resistance to extreme temperatures and will not corrode or oxidize. Additionally, Adapto® is an excellent vibration absorption material, making our equipment the ultimate in vibration free shots.

New Adapto® collars are made from a single locking component, ensuring better performance and easier maintenance.



**BLACK ALU AIR CUSHIONED  
MINI COMPACT STAND 1051BAC**

Aluminium stand, air cushioned. 4 sections, 3 risers.  
Ø: 25, 22, 19, 16mm. Leg Ø: 19mm.

75cm	211cm	67cm	70cm
1kg	4kg	Type 19 + Adapter Art. 015	017



**BLACK ALU AIR CUSHIONED MINI  
COMPACT STAND IN 3-PACK 1051BAC-3**

Same as 1051BAC, available in 3-pack. Not illustrated



**BLACK ALU AIR CUSHIONED  
COMPACT STAND 1052BAC**

Aluminium stand, air cushioned. 3 sections, 2 risers.  
Ø: 25, 22, 19mm. Leg Ø: 19mm.

101cm	237cm	86cm	109cm
1.2kg	5kg	Type 19 + Adapter Art. 015	017



**BLACK ALU AIR CUSHIONED  
COMPACT STAND IN 3-PACK 1052BAC-3**

Same as 1052BAC, available in 3-pack. Not illustrated



With the piling system portability is at the essence! Cling them together and save a lot of room in the studio or carry them in a compact case to easily bring them with you for outdoor shooting. The new baby is now able to stand up on its own even when it's closed.



**BLACK ALU AIR CUSHIONED MASTER STAND 1004BAC**

Aluminium stand, air cushioned. 4 sections, 3 risers.  
 Ø: 35, 30, 25, 20mm. Leg Ø: 22mm.

124cm	366cm	107cm	106cm
3kg	9kg	Type 19 + Adapter Art. 015	018



**BLACK ALU AIR CUSHIONED RANKER STAND 1005BAC**

Aluminium stand, air cushioned. 3 sections, 2 risers.  
 Ø: 35, 30, 25mm. Leg Ø: 22mm.

118cm	273cm	100cm	106cm
2kg	10kg	Type 25 + Spigot Art. 013	018

**BLACK ALU AIR CUSHIONED MINI MASTER STAND IN 3-PACK 1004BAC-3**

Same as 1004BAC, available in 3-pack. Not illustrated



**BLACK ALU AIR CUSHIONED MINI RANKER STAND IN 3-PACK 1005BAC-3**

Same as 1005BAC, available in 3-pack. Not illustrated



**MINI BACKLITE BASE FEMALE ATTACHMENT 003MF**

The hole at the end of each leg enables the user to nail the stand to the floor, hang it on a wall or fix it to the ceiling.

8cm	40cm	0.5kg	10kg	Type 1



**MINI BACKLITE BASE MALE ATTACHMENT 003M**

Same as 003MF but with 16mm male attachment (Type 22).

9.7cm	40cm	0.52kg	10kg	Type 22	9cm



**BACKLITE BASE 003**

Fold away base.

9cm	60cm	1kg	15kg	Type 1 + Spigot Art.013	

## JUNIOR STANDS

Junior Lighting stands are medium-high payload stands, suitable for supporting reflectors or luminaires in studio or location. Chrome steel, black zinc and silver or black aluminum versions are available, all with double braced leg base for extra stability and safety. Optional air cushioning as indicated in the product code description (AC).



28mm die cast aluminium socket together with a 16mm stud.



All versions feature levelling leg for better stability.



Double braced legs for better stability, resistance and safety.












All stands in the series can be equipped with wheels either braked wheels.



**BLACK ALU STAND 008BU**










Black aluminium stand. 2 sections, 1 riser.  
 Ø: 35, 30mm. Leg Ø: 22mm. 1 levelling leg.

-   
 131cm
-   
 212cm
-   
 112cm
-   
 118cm
-   
 4.2kg
-   
 15kg
-   
 3kg@212cm
-   
 Type 14
-   
 109, 110, 110G



**STEEL JUNIOR STAND 008CSU**

Chrome plated steel stand. 2 sections, 1 riser.  
 Ø: 35, 30mm. Leg Ø: 22mm. 1 levelling leg.

-   
 132cm
-   
 216cm
-   
 116cm
-   
 118cm
-   
 6.4kg
-   
 30kg
-   
 18kg@216cm
-   
 Type 14
-   
 110, 110G



**BLACK ALU SENIOR STAND 007BU AC**

Aluminium stand. 3 sections, 2 risers.  
 Ø: 35, 30, 25mm. Leg Ø: 22mm. 1 levelling leg.

124cm	315cm	122cm	118cm	3kg
12kg	2.5kg@315cm	Type 14	109, 110, 110G	



**BLACK STEEL SENIOR STAND 007BSU**

Black chrome plated steel stand. 3 sections, 2 risers.  
 Ø: 35, 30, 25mm. Leg Ø: 22mm. 1 levelling leg.

124cm	325cm	122cm	118cm	7.3kg
20kg	6.7kg@325cm	Type 14	109, 110, 110G	



**STEEL SENIOR STAND 007CSU**

Chrome plated steel stand. 3 sections, 2 risers.  
 Ø: 35, 30, 25mm. Leg Ø: 22mm. 1 levelling leg.

124cm	325cm	122cm	118cm	7.3kg
20kg	6.7kg@325cm	Type 14	109, 110, 110G	



**BLACK STEEL TALL STAND 111BSU**










Black chrome plated steel stand. 3 sections, 2 risers.  
 Ø: 35, 30, 25mm. Leg Ø: 22mm. 1 levelling leg.  
 The small footprint makes this stand perfect for tight spaces.

146cm	380cm	155cm	102cm	9kg
25kg	6kg@380cm	Type 14	103, 104, 104G	



**STEEL TALL STAND 111CSU**










Chrome plated steel stand. 3 sections, 2 risers.  
 Ø: 35, 30, 25mm. Leg Ø: 22mm. 1 levelling leg.  
 The small footprint makes this stand perfect for tight spaces.

-  146cm
-  380cm
-  155cm
-  102cm
-  9kg
-  25kg
-  6kg@380cm
-  Type 14
-  103, 104, 104G



**BLACK STEEL HEAVY DUTY STAND 126BSU AC**










Chrome plated steel stand. 3 sections, 2 risers.  
 Ø: 40, 35, 30mm. Leg Ø: 22mm. 1 levelling leg.

-  131cm
-  333cm
-  131cm
-  126cm
-  8.3kg
-  40kg
-  3kg@333cm
-  Type 14
-  109, 110, 110G



**STEEL HEAVY DUTY STAND 126CSU AC**










Chrome plated steel stand. 3 sections, 2 risers.  
 Ø: 40, 35, 30mm. Leg Ø: 22mm. 1 levelling leg.

-   
131cm
-   
333cm
-   
131cm
-   
126cm
-   
8.3kg
-   
40kg
-   
3kg@333cm
-   
Type 14
-   
109, 110, 110G



**BLACK ALU SUPER STAND 269BU**

Aluminium stand. 4 sections, 3 risers.  
 Ø: 50, 45, 40, 35mm. Leg Ø: 30mm. 1 levelling leg.

-   
144cm
-   
455cm
-   
144cm
-   
174cm
-   
8kg
-   
35kg
-   
6.3kg@455cm
-   
Type 14
-   
103, 104, 104G





### BLACK STEEL SUPER STAND **270BSU**

Black chrome plated steel stand. 4 sections, 3 risers. Ø: 50, 45, 40, 35mm. Leg Ø: 30mm. 1 levelling leg.  
 There is a reason we call this the super stand! Incredible reach of 477cm that can support fixtures up to 40kg.



144cm



477cm



144cm



174cm



13.5kg



40kg



12kg@477cm



Type 14



103, 104, 104G



### STEEL SUPER STAND **270CSU**

Chrome plated steel stand. 4 sections, 3 risers.  
Ø: 50, 45, 40, 35mm. Leg Ø: 30mm. 1 levelling leg.



144cm



477cm



144cm



174cm



13.5kg



40kg



12kg@477cm



Type 14



103, 104, 104G



**BLACK ALU HIGH SUPER STAND 269HDBU**

Aluminium stand. 6 sections, 5 risers.  
 Ø: 50, 45, 40, 35, 30, 25mm. Leg Ø: 30mm. 1 levelling leg.



190cm



730cm



173cm



174cm



10kg



10kg



1kg@730cm



Type 14



103, 104, 104G



**BLACK ALU STAND EXTENSION 142B**

2 section (Ø 35, 30mm) black aluminium extension.  
Minimum height: 125cm. Maximum height: 210cm.



2.4kg



Top type 14



Bottom type 37



**STEEL HIGH STAND EXTENSION 146CS**

3 section (Ø 35, 30, 25mm) chrome steel extension.  
Minimum height: 137cm. Maximum height: 314cm.



4.8kg



Top type 14



Bottom type 37



**STEEL STAND EXTENSION 142CS**

2 section (Ø 35, 30mm) chrome steel extension.  
Minimum height: 125cm. Maximum height: 210cm.



3.6kg



Top type 14



Bottom type 37



**BLACK ALU HIGH STAND EXTENSION 146B**

3 section (Ø 35, 30, 25mm) black aluminium extension.  
Minimum height: 137cm. Maximum height: 314cm.



2.8kg



Top type 14




Bottom type 37

# ROLLER STANDS

Roller stands are characterized by low profile bases that slip easily into position on set. All models are supplied with free running wheels and positive brakes.



Quick action folding legs.



Low profile or an easier and quicker positioning of light fixtures.



Levelling leg.





**STEEL COLUMN STAND 231CS**

Chrome plated steel post: Ø: 35mm.  
 Height of light fixture: from ground level to 250cm.  
 Complete with braked wheels. 1 levelling leg.

- 35cm
- 250cm
- 121cm
- 100cm
- 8kg
- 8kg
- 5kg@250cm
- Type 1  
 + Spigot Art. 013



**BLACK ALU COLUMN STAND 231B**









Black aluminium post: Ø: 35mm.  
 Height of light fixture: from ground level to 250cm.  
 Complete with braked wheels. 1 levelling leg.

- 35cm
- 250cm
- 121cm
- 100cm
- 6.4kg
- 8kg
- 2kg@250cm
- Type 1  
 + Spigot Art. 013



**BLACK BABY STUDIO STAND 299B**









Black steel base, silver anodised aluminium sections, complete with wheels. 3 sections, 2 risers. Ø: 35, 30, 25mm. 1 levelling leg.

-   
108cm
-   
272cm
-   
105cm
-   
75cm
-   
4.8kg
-   
12kg
-   
2.2kg@272cm
-   
Type 3 + Spigot Art. 013



**BLACK ALU STUDIO STAND 298B**







Black steel base, silver anodised aluminium sections, complete with wheels. 3 sections, 2 risers. Ø: 35, 30, 25mm. 1 levelling leg.

-   
129cm
-   
300cm
-   
125cm
-   
100cm
-   
6kg
-   
15kg
-   
5kg@300cm
-   
Type 14



**BLACK LARGE BRAKE BASE 297BBASE**







1 levelling leg.  
Complete with braked wheels.

-  28cm
-  52cm
-  100cm
-  5.7kg
-  40kg
-  Type 14



**BLACK LARGE FOOT BASE 297FBASE**







1 levelling leg.  
Complete with feet.

-  21cm
-  52cm
-  100cm
-  4.4kg
-  40kg
-  Type 14



**BLACK SMALL BRAKE BASE 299BBASE**







1 levelling leg.  
Complete with braked wheels.

-  28cm
-  36cm
-  75cm
-  4.8kg
-  40kg
-  Type 14



**BLACK SMALL FOOT BASE 299FBASE**

1 levelling leg.  
Complete with feet.

-  21cm
-  36cm
-  75cm
-  3.5kg
-  40kg
-  Type 14



WIND UP STANDS

Mighty stands that reach high height. Made by chrome or stainless steel, single and double risers which extend simultaneously. Levelling leg for easy positioning and double braces leg base for extra stability and safety.



Cable transmission is fully inside sections.

Third internal safety cable.

"Safe finger" protection.



Bolts: all wind up stands assembled using bolts instead of rivets for easier maintenance.



Fold away crank handle for avoiding split up during usage and reducing protrusion during storage.



Double braced legs for better stability, resistance and safety.



All versions feature levelling leg for better stability.



All stands in the series can be equipped with wheels either braked wheels.

Footrest for easy access to top section.



Aluminium feet for improved stability and longer durability.



STEEL 3 SECTION LOW BASE  
WIND UP STAND **087NWL**

Geared centrepost steel stand. 3 sections, 2 risers.  
Ø: 55, 45, 38mm. 1 levelling leg. Fitted with braked wheels.



144cm



276cm



134cm



100cm



16kg



30kg



5.5kg@276cm



Type 14



STEEL 2 SECTION LOW BASE  
WIND UP STAND **083NWL**

Geared centrepost steel stand. 2 sections, 1 riser.  
Ø: 55, 45mm. 1 levelling leg. Fitted with braked wheels.



129cm



190cm



112cm



100cm



11kg



35kg



2.5kg@190cm



Type 14



### STEEL WIND UP STAND **087NW**

Chrome steel stand with geared column.  
 2 risers extend simultaneously at an elevation of 4.4cm per handle turn.  
 Safety cable ensures simultaneous retrieval of all sections.  
 3 sections, 2 risers. Ø: 55, 45, 38mm. Leg Ø: 30mm. 1 levelling leg.



167cm



370cm



181cm



128cm



21.4kg



30kg



30kg@370cm



Type 14 104, 104G, 374-10



### BLACK STEEL WIND UP STAND **087NWB**

Black chrome steel stand with geared column.  
 2 risers extend simultaneously at an elevation of 4.4cm per handle turn.  
 Safety cable ensures simultaneous retrieval of all sections.  
 3 sections, 2 risers. Ø: 55, 45, 38mm. Leg Ø: 30mm. 1 levelling leg.



167cm



370cm



181cm



128cm



21.4kg



30kg



30kg@370cm



Type 14 104, 104G, 374-10





**STEEL SHORT WIND UP STAND 087NWSH**

Short version of 087NW. 3 sections, 2 risers.  
 Ø: 55, 45, 38mm. Leg Ø: 30mm. 1 levelling leg.

135cm	276cm	155cm	128cm	15.5kg
30kg	15kg@276cm	Type 14	104, 104G, 374-10	



**STEEL 2 SECTION WIND UP STAND 083NW**

Chrome steel stand with geared column. Elevation: 2.2cm per handle turn.  
 2 sections, 1 riser. Ø: 55, 45mm. Leg Ø: 30mm. 1 levelling leg.

139cm	247cm	153cm	128cm	16kg
45kg	30kg@247cm	Type 14	104, 104G, 374-10	



### STAINLESS STEEL SUPER WIND UP STAND 387XU

Heavy lift stand with strengthened stainless steel column and legs, chrome steel risers and geared column.  
 3 sections Ø: 70, 60, 50mm.  
 2 risers which extended simultaneously at 4.4cm per handle turn.  
 Safety cable ensures simultaneous retrieval of all sections.  
 Rapid adjustment. Leg Ø 35mm. 1 levelling leg.  
 PATENTED



156cm



366cm



179cm



180cm



32.5kg



80kg



80kg@366cm



28mm











374






### BLACK STAINLESS STEEL SUPER WIND UP STAND **387XBU**

Heavy lift stand with strengthened stainless steel column and legs, black chrome steel risers and geared column.  
 3 sections Ø: 70, 60, 50mm.  
 2 risers which extended simultaneously at 4.4cm per handle turn.  
 Safety cable ensures simultaneous retrieval of all sections.  
 Rapid adjustment. Leg Ø 35mm. 1 levelling leg.  
 PATENTED

-   
156cm
-   
366cm
-   
179cm
-   
180cm
-   
32.5kg
-   
80kg
-   
80kg@366cm
-   
28mm
-   
374






All Manfrotto stands provide for a high level of customisation, thanks to a wide range of accessories like wheels, sand bags, clips, wind-bracing kit and stans holder that can accept any lighting fixture, in order to match any requirement.



**FIVE SOCKET BRACKET 169**

100cm long T Bar with 5 x 28mm sockets for attaching up to 5 lighting fixtures. Designed to fit on stand or bracket with 28mm socket.  
\*When load on one side only, max load capacity: 15kg.

-  6.10kg
-  28mm
-  28mm
-  50kg\*



**THREE BABY BRACKET 154B**

65cm long T Bar with 3 x 16mm sockets plus 3 x 16mm Spigot Art. 013. Designed to fit on stand or bracket with 16mm pin.

-  0.79kg
-  28mm
-  16mm + Spigot Art. 013





**T BAR 614**

4 x Lantern T Bar 1220mm long.



**EXPAN ATTACHMENT 081**

Another quick solution to hang your expan up to a baby stand.

-  0,204kg
-  Type 1



**T BAR 613PAR**

"T" Bar specifically design to carry six PAR 57 or 64 luminaires. Supplied with a built in TV male spigot. Max load capacity: 6kg on each attachments, only at the ends 12kg on each side.



**WIND-BRACING KIT 087WBK**

Wind-bracing kit of 3 ropes. Length: 10m. Not supplied with the stand.



**STAND HOLDER 027**

Holder for 8 light stands. Width: 115cm.  
Distance between fixing holes: 64.4cm. Depth: 19cm.



2.8kg



**SMALL SAND BAG G100-2**

(Sand not supplied)



6kg



**EXTRA LARGE SAND BAG G300**

(Sand not supplied)



35kg

**LARGE SAND BAG G200-1**

(Sand not supplied)



10kg





**SMALL CABLE CLIP 064**

Clamps on Ø: 18mm to 26mm. Allen key not supplied.  
Set of four.



0.02kg



**LARGE CABLE CLIP 093**

Clamps on Ø: 28mm to 40mm. Allen key not supplied.  
Set of four.



0.03kg



**CASTER WHEEL SET 017**

Caster wheel set for stands with legs Ø: 19mm. Set of three.



0.45kg



10kg



**CASTER WHEEL SET 018**

Caster wheel set for stands with legs Ø: 22mm. Set of three.



0.45kg



10kg



**WHEEL SET 104**

Ø: 75mm with brakes and M10 attachment. Set of three.



1.5kg



75kg



**WHEEL SET 109**

Ø: 80mm without brakes and adapter for legs Ø: 22mm. Set of three.



1.43kg



60kg



**WHEEL SET 110**

Ø: 75mm with brakes and adapter for legs Ø: 22mm. Set of three.



1.7kg



75kg



**WHEEL SET 104G**

Ø: 100mm with brakes and M10 attachment. Set of three.



3kg



100kg



**WHEEL SET 110G**

Ø: 100mm with brakes and adapter for legs Ø: 22mm. Set of three.



3.2kg



100kg



**WHEELS FOR SUPER WIND UP 374**

Ø: 160mm with brakes. Set of three.



7.2kg



300kg

**WHEELS FOR SUPER WIND UP 374-10**

Not illustrated

Ø: 160mm with brakes and M10 attachment. Set of three.



7.2kg



300kg

Lighting booms and boom stands provide the idea unobtrusive way to position lighting and reflector equipment directly above the subject. Boom stands are the perfect answer to those who need the flexibility of a boom and a lighting stand in one unit. Available in lightweight aluminum and steel for any type of shoot. Using a special articulated joint, which work both as a locking collar and as a pivoting boom clamp, all Manfrotto upright boom stands can rapidly be converted into stands with horizontal boom arms.



Sandbag counterweight available.



5/8" top fixing with 3/8" screw fixing (adjustable 90°) and 1/4" adapter for matching any requirement.



A special articulated coupler allows this model to be used either as a normal stand or boom.



**BLACK ALU COMBI-BOOM STAND WITH SANDBAG 420B**

Aluminium stand. Supplied with sandbag counterweight (empty) for maximum stability and smoothness.  
 4 sections, 3 risers. Ø: 35, 30, 25, 20mm. Leg Ø: 22mm.  
 Minimum extension boom: 19cm  
 Maximum extension boom: 191cm  
 Maximum load at boom full extension: 2kg with counterweight.

- 131cm
- 392cm
- 113cm
- 109cm
- 2.7kg
- 9kg
- 0.9kg@392cm
- 018
- Type 25 + Spigot Art. 013



**COMBI-BOOM STAND HD 420CSU**

Same as 420B but with legs and column in steel, last two sections in aluminium.  
 Maximum load at boom full extension: 5kg with 35kg of counterweight.

- 131cm
- 392cm
- 113cm
- 109cm
- 5.6kg
- 12kg
- 1.5kg@392cm
- 018
- Type 25 + Spigot Art. 013



**BLACK LIGHT BOOM 35 (STAND NOT INCLUDED) 085BSL**

Ø 35mm. 3 section boom arm complete with Pivoting Clamp 123, counterweight G-Peso 022, cable clips and locking key.  
 Weight: 2.2kg, boom only.  
 Dismantled length: 100cm.  
 Assembled length: 280cm.  
 Minimum extension from stand attachment: 10cm.  
 Maximum extension from stand attachment: 250cm.  
 Load: 6kg at maximum extension with 7kg of counterweight.



2.2kg



6kg



Type 25 + Spigot Art. 013



28mm stand attachment



**BLACK SUPER BOOM (STAND NOT INCLUDED) 025BSL**

Ø 35mm. 1 section boom complete with Pivoting Clamp 123, counterweight G-Peso 022, cable clips.  
 Weight: 4.1kg, boom only.  
 Remote control of lighting movement: 270cm long.  
 Minimum extension from stand attachment: 24cm.  
 Maximum extension from stand attachment: 100cm.  
 Load: 5kg at maximum extension with 7kg of counterweight.



4.1kg



5kg



Type 17 + Rapidapt Art. 014-38



28mm stand attachment



**BLACK MEGA BOOM (STAND NOT INCLUDED) 425B**

Largest boom in the range, remote control of pan, tilt and rotation of laminar plus geared telescopic extension. Combination of black zinc steel and black anodised aluminium tubes. Supplied with carrying bags.

2 sections (Ø: 45, 55mm).

Folded length: 220cm.

Minimum extension from stand attachment: 50cm.

Maximum extension from stand attachment: 320cm.

\* Load: 6kg at maximum extension with 30kg of counterweight.

30kg at minimum extension with 30kg of counterweight.

Suggested stands: Wind Up series.



15kg



6kg-30kg\*



16mm/28mm



28mm stand attachment



Product in use



**BLACK LIGHT BOOM 35 (STAND INCLUDED) 085BS**

Not illustrated

Ø 35mm 3 sections boom arm complete with Pivoting Clamp 123, counterweight G-Peso 022, Cine Stand with casters, cable clips and locking key.

Weight: 2.2kg, boom only.

Dismantled length: 100cm.

Assembled length: 280cm.

Minimum extension from stand attachment: 10cm.

Maximum extension from stand attachment: 250cm.

Load: 6kg at maximum extension with 7kg of counterweight.



16.4kg



6kg



Type 25 + Spigot Art.013



28mm stand attachment



Product in use



**BLACK SUPER BOOM (STAND INCLUDED) 025BS** Not illustrated

Ø 35mm 1 section boom arm complete with Pivoting Clamp 123, counterweight G-Peso 022, Cable Clips and Cine Stand 008 with casters.

Weight: 4.1kg, boom only.

Remote control of lighting movement: 270cm long.

Minimum extension from stand attachment: 24cm.

Maximum extension from stand attachment: 100cm.

Load: 5kg at maximum extension with 7kg of counterweight.



21kg



5kg



Type 25 + Rapidapter Art. 014-38



28mm stand attachment



Product in use



**BLACK LIGHT BOOM (STAND NOT INCLUDED) 024B**

Boom attaches to the shaft of most lightstands with diameters of 19, 20, 25, 28mm.  
 Ø: 25mm 3 section boom arm complete with Pivoting Clamp 124, counterweight G-Peso 023, cable clips and locking key.  
 Weight: 1.4kg, boom only.  
 Dismantled length: 71cm.  
 Assembled length: 200cm.  
 Minimum extension from stand attachment: 120cm.  
 Maximum extension from stand attachment: 210cm.  
 Load: 3kg at maximum extension with 4.5kg of counterweight.



1.4kg



3kg



Type 25 + Spigot Art. 013



**SUPER BOOM WITH COLUMN STAND 025TM**

Ø 35mm. 1 section boom arm complete with Pivoting Clamp 123, counterweight G-Peso 022, Cable Clips and Column Stand with casters.  
 Weight: 4.1kg, boom only.  
 Remote control of lighting movement: 140cm long.  
 Minimum extension from stand attachment: 10cm.  
 Maximum extension from stand attachment: 108cm.  
 Load: 5kg at maximum extension with 7kg of counterweight.



18.5kg



5kg



Type 17+ Rapidapter Art. 014-38



28mm stand attachment



**BLACK WALL BOOM (STAND NOT INCLUDED) 098B**

Wall mounted boom arm. 2 sections (Ø 35, 29mm).  
 Rotation: 160° vertically and 180° horizontally.  
 Minimum extension from stand attachment: 120cm.  
 Maximum extension from stand attachment: 210cm.  
 Load: 4.5kg at maximum extension.



2.3kg




4.5kg



Type 15 + Spigot Art. 013



Product in use



Product in use



BLACK SHORT WALL BOOM  
(STAND NOT INCLUDED) **098SHB**

Not illustrated

Minimum extension from stand attachment: 78cm.  
Maximum extension from stand attachment: 12cm.



2kg



5kg



Type 25 + Spigot Art. 013





### BLACK MINI BOOM **173B**

Boom shaft Ø: 20mm. Length: 109cm.



0.32kg



Type 18 and Type 19



### PIVOTING BOOM CLAMP **123**

Pivoting clamp for Ø 35mm boom shaft Ø 28mm male and Ø 16mm attachment.



0.72kg



### PIVOTING BOOM CLAMP **124**

Pivoting clamp for Ø: 19, 20, 25 and 28mm boom shafts (or any tubes of these diameters).



0.67kg



### G-PESO 022

Counterweight. Clamps on Ø 22mm to 35mm.



6.7kg



### MINI COUNTERWEIGHT 172

Clamps on bars from Ø 13mm to 30mm.



1,3kg

### L-PESO 023

Not illustrated



4.3kg



### EXTRA LARGE SAND BAG G300

(Sand not supplied)



35kg

# Autopole System



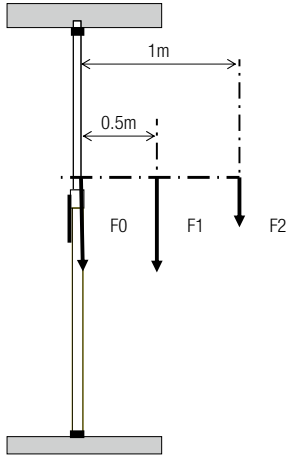
The ultimate adjustable lighting pole system can be used to create a background support, structure a lighting grid, or for hundreds of other studio and outdoor applications. Its unique single action cantilever locking system exerts the correct amount of pressure to assure a secure fit, wedging the protective rubber ends in place, ceiling to floor. The cantilever system incorporates a safety lock to prevent accidental de-tensioning or movement.



Unique cantilever single action locking system exerts pressure to securely wedge the rubber suction cup ends in place. Cantilever system incorporates safety lock. Floor to ceiling, or wall to wall fixing for strong vertical or horizontal support of lighting.

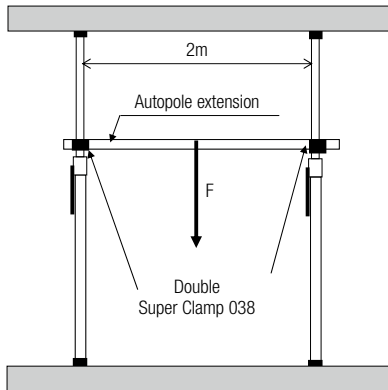
**Loading limits**

The following figures are valid for use with rigid floors and ceilings, and with the protection-cups mounted on the suction-cups.



MODELS	Load (kg)		
	F0	F1	F2
032	30	30	15
076	30	30	15
077	30	30	15
432-2.7	24	24	12
432-3.7	24	24	12

F0: maximum axial load - F1: maximum load with 0.5m arm - F2: maximum load with 1m arm



MODELS	Load (kg)
	F
032	20
076	20
077	20
432-2.7	20
432-3.7	20

**AUTOPOLE 077 B**

Extends from 100cm to 170cm. Pole Ø: 45mm and 40mm.



1.5kg

**AUTOPOLE 076 B**

Extends from 150cm to 270cm. Pole Ø: 45mm and 40mm.



1.83kg

**AUTOPOLE 032 B**

Extends from 210cm to 370cm. Pole Ø: 45mm and 40mm.



2.2kg





### AUTOPOLE 2 **432-2.7 B**

Two position variable thrust. Extends from 150cm to 270cm.  
Pole Ø: 45mm and 40mm. PATENTED



2.23kg

### AUTOPOLE 2 **432-3.7 B**

Two position variable thrust. Extends from 210cm to 370cm.  
Pole Ø: 45mm and 40mm. PATENTED



2.6kg

### MINI AUTOPOLE **332-3.7B**

Extends from 210cm to 370cm.  
Pole Ø: 35mm and 32mm.



1.38kg

432-2.7

432-3.7

332-3.7



AUTOPOLE BASE **032BASE B**

For tubes: Ø 45mm. Legs Ø: 22mm.



86cm



126cm



1.2kg



AUTOPOLE SPIRIT LEVEL **032SPL**

Spirit level for use on Autopole®, or on tubes of 25mm to 60mm diameter.



AUTOPOLE PROTECTION CAPS **032PC**

Set of four protection caps for rubber feet with inner hole. Ø: 16.5mm.  
Suitable for use with all Autopoles except Midi Autopole® 332 and Mini Pole 170.

**EXTENSION TUBE 034 B**

Autopole® Extension tube. Ø: 40mm. Length: 1,5m.  
Suitable for Autopole2® and Autopole®.



0.53kg

**EXTENSION TUBE 033 B**

Autopole® Extension tube. Ø: 40mm. Length: 2m.  
Suitable for Autopole2® and Autopole®.



0.69kg

**MINI POLE 170 B**

Spring loaded mini pole. Extends from 175cm to 330cm.  
Post Ø: 25mm and 28mm.



0.87kg



034



033



170



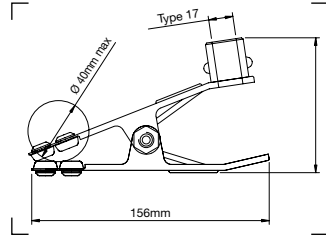
Clamps



Manfrotto offers several families of clamps to position lights and accessories practically anywhere. The original and world famous Super Clamp stands out for its versatility and numerous accessories. The entire range of clamps (spring clamps, pipe clamps, nano clamps, small size clamps) ensures a solution to any problem, regardless the size of the object and the surface you are clamping to.



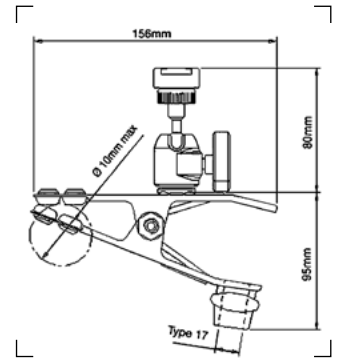
Wide choice of spring clamps and grips covers a huge range of applications. Constructed of aluminium or sheet steel, the clamps have thousands of uses, from supporting lights to clamping backgrounds to crossbars.



**SPRING CLAMP 175**

Clamps onto bars up to Ø 40mm.

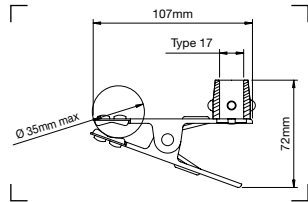
- 0.32kg
- Type 1
- Type 1



**SPRING CLAMP WITH FLASH SHOE 175F-1**

Clamps onto bars up to Ø 40mm. Supplied with a position able miniature ball head with a flash shoe attachment to allow it to clip and position a flash unit wherever it is needed.

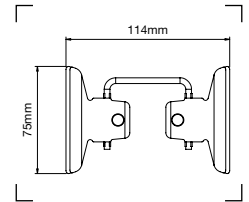
- 0.33kg
- Type 1
- Type 17
- 2kg



**MINI SPRING CLAMP 275**

Clamps onto bars up to Ø 35mm. It can be mounted also on 16mm extension arms.

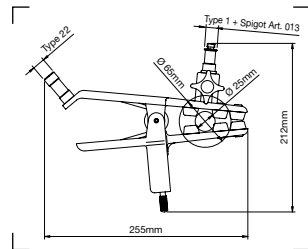

- 0.11kg
- Type 1
- Type 17



**MULTICLIP 375**

This versatile double clip can be used to hold gels in front of lights or small reflecting panels.

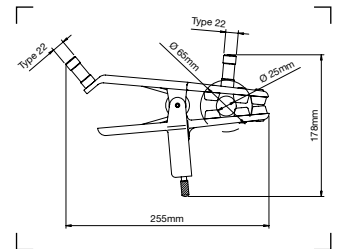

- 0.08kg



**SKY HOOK 043**

Gaffer grip with adjustable jaws. Grip from: 25mm to 65mm.

- 0.65kg
- Type 22
- Type 17 + Spigot Art. 013

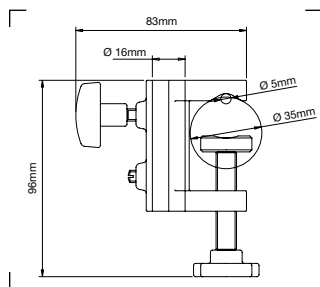


**SKY HOOK C1525**

Gaffer grip with adjustable jaws. Grip from: 25mm to 65mm.

- 0.8kg
- Type 22

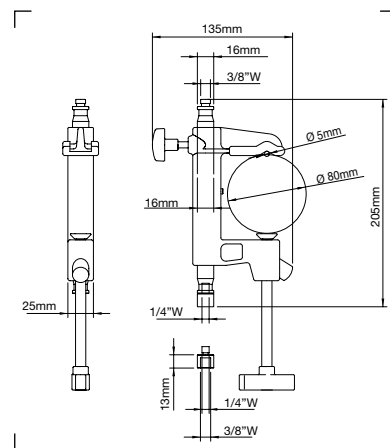
Manfrotto Pipe Clamps are made from aluminium alloy or rugged gravity cast aluminium for extra strength. Clamping range encompasses pipes from 28mm to 78mm diameter. All standard luminaire attachments available, from 16/28mm bushing to 16mm pins and 1/4" - 3/8" - M10 and M12 male thread.



**MINI CLAMP 171**

Clamps on bars up to Ø 35mm.

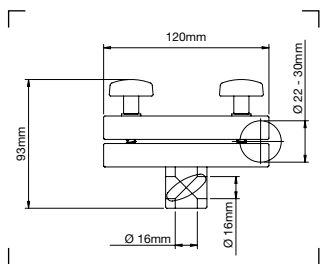
- 0.16kg
- 16mm



**QUICK RELEASE CLAMP 649**

Different from the other versions that are used mainly on round pipes, this version will also work on square and rectangular tubes. Extremely light, with a good "coupling range", this version also offers an incredible number of attachment sizes. Ideal for photographic applications and dedicated accessories. Pipe size 5-80mm. PATENTED


- 0.57kg
- 16mm
- 7kg



**PANEL CLAMP 271**

Clamps onto round and square tubes from Ø 22mm to 30mm. Ideal for supporting reflector panels or hanging objects from pipes.


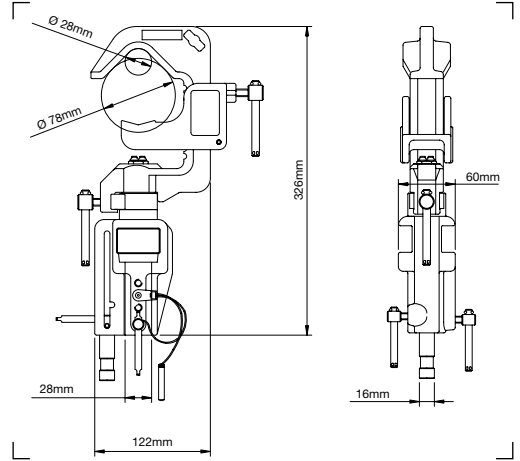
- 0.29kg
- 16mm



**SWIVELLING "C" CLAMP C150**

Works on diameters from 28mm to 78mm.  
 \* 10kg on 16mm attachment. 75kg on 28mm attachment.

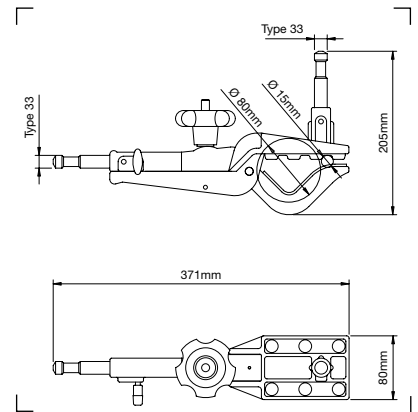
-  1.6kg
-  10/75kg\*
-  28 mm
- 

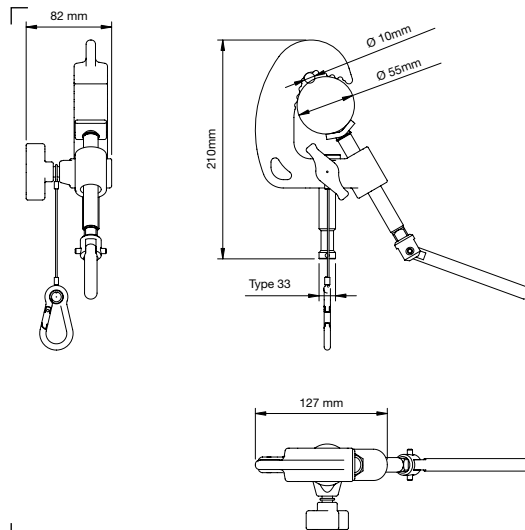


**PELICAN GAFFER GRIP C500**

Works on diameters from 15mm to 80mm.

-  1.4kg
-  10kg
-  Type 2
-  Type 33
- 

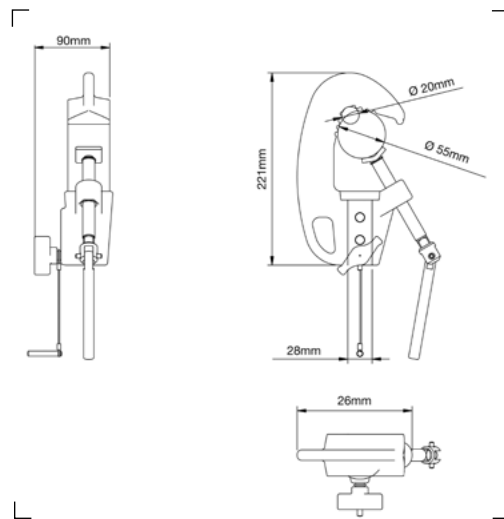




**BABY PIPE CLAMP WITH 16MM STUD C210**

Works on diameters from 10mm to 55mm.

-  0.62kg
-  100kg
-  Type 33
- 



**JUNIOR PIPE CLAMP WITH 28MM SOCKET C100**

Works on diameters from 20mm to 55mm.

-  1.13kg
-  250kg
-  28mm
- 

Manfrotto Super Clamp is the most versatile single piece of light grip gear. Frictionlined screw-operated jaws grip everything from 13mm to 55mm. Hexagonal socket with unique secondary safety lock system holds items in place even if the screw lock comes undone. Supplied with a wedge to square off the jaws for mounting to flat surfaces. This masterpiece of practicality and solidity is the most widely copied clamp in the world! Manfrotto Nano Clamp and Pico Clamp are the natural extension of the range; small but robust, they represent the ideal solution to grip loads to bars with diameter down to 8mm.



### SUPER CLAMP 035

Ideal clamp for photographic application. Ergonomic lever to securely lock clamping position.

- 0.41kg
- 15kg



### DOUBLE SUPER CLAMP 038

Set of two Super Clamps fastened together at fixed right angle to provide extra strength support for tubes or bars.

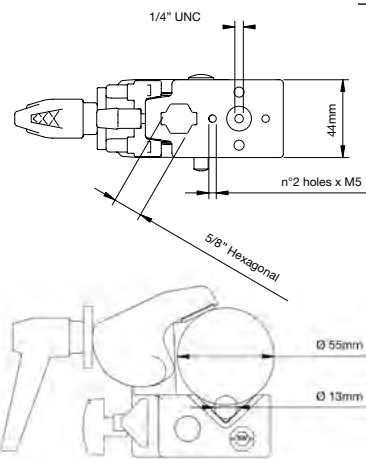
- 0.83kg



### PICO CLAMP MC1990A

Manfrotto "Pico Clamp" is an extra-small clamp with versatile use. It offers the possibility to safely attach the equipment to very thin bars, having a diameter from 8 to 15 mm.

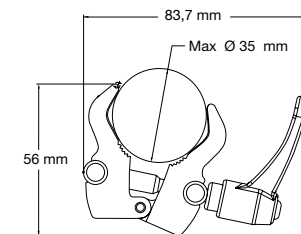
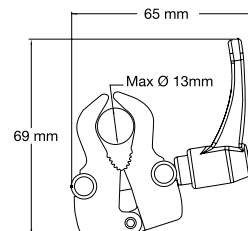
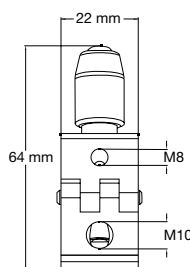
- 0.07kg
- 2kg
- 1/4" - 3/8" attachment type



### QUICK ACTION SUPER CLAMP 635

The rapid action locking jaw has also been applied to the most well known clamp in the world, the original Super Clamp. These modifications allow us to keep its extreme versatility adding unrivaled speed in locking and unlocking. Supplied with wedge to allow the clamp to fit on flat surface.

- 0.47kg
- 15kg
- 16mm hexagonal + M5 & 1/4" threads



### NANO CLAMP 386B-1

Its the new Manfrotto small size clamp. Its reduced size is the most important plus: the Nano Clamp is 4kg of payload in 110 grams of weight and the right size for any pocket.

- 0.25kg
- 4kg



**SPIGOT ADAPTER 013**

Universal 16mm spigot with double male thread 1/4" and 3/8".



0.07kg



**LIGHTING STUD 3/8" 036-38**

Plugs into Super Clamp 035 for lighting fixtures or connecting 2 Super Clamps 035 allowing them to rotate. 16mm stud with 3/8" male threads.



0.07kg



**JOINING STUD 061**

Connects 2 Super Clamp 035 with 6 step fixed rotation.



0.025kg



**ROUNDED 16MM LIGHTING STUD M10 264**

Rounded stud for stirrup's fixture for a rapid onnection to a Super Clamp.



0.072kg



**EXTENSION BAR 133B**

Used to fix 2 Super Clamps 035 at a distance of 15cm from each other. Length 16.5cm.



0.1kg



**SHORT 16MM SPIGOT WITH 1/4"+ 3/8" SCREW 118**

Universal short 16mm spigot with double male thread 1/4" and 3/8".



0.04kg



**LIGHTING STUD 1/4" 036-14**

Same as 036-38 with 1/4" male threads.



0.07kg



**JOINING STUD RA 061RA**

Connects 2 Super Clamps 035 at right angles or 45° steps.



0.025kg



**HEXAGONAL 16MM LIGHTING STUD M10 174**

Hexagonal Lighting stud for stirrup's fixture for a rapid connection to a Super Clamp.



0.062kg



**LIGHTING STUD MR 036MR**

Plugs into Super Clamp 035 for lighting fixtures, Grip Heads or connect 2 Super Clamps 035 with 360° rotating capability.



0.048kg



**ADAPTER SPIGOT 1/4"+ 3/8" FEMALE THREADS 119**

Universal short 16mm spigot with double female thread 1/4" and 3/8".



0.032kg



**CAMERA STUD 037**

Plugs into Super Clamp 035 socket. To mount cameras, directly or with a camera head. 3/8" and 1/4" threads.



0.04kg



**DOUBLE FEMALE THREAD STUD 066**

Plugs into Super Clamp 035 to provide either a 3/8" or 1/4" female thread fixing.



0.025kg



**STUD FOR STIRRUP 066BT**



16mm stud with female thread M10. It has been specifically designed to mount it on a stirrup's fixture and easily connect it to a Super Clamp. Designed to be tightly lock with a wrench.



0.048kg







AUTOPOLE® SYSTEM



**SHORT SPIGOT ADAPTER 1/4"-3/8" 147**

Short spigot adapter 1/4" - 3/8".



0.05kg



**SHORT SPIGOT ADAPTER 3/8"-3/8" 125**

Short spigot adapter 3/8" - 3/8".



0.05kg



**MINI "U" HOOKS 176**

Set of two Mini "U" Hooks.



0.1kg



**"U" HOOKS 039**

Set of two cross bar holders. Width: 40mm



0.16kg



**"L" BRACKETS 041**

Set of two brackets to use in combination with Super Clamp 035 to support shelves, etc. 17cm long x 4cm deep.



0.29kg



**EXTENSION ARM 042**

Plugs into Super Clamp 035 socket. Length: 19.5cm.

-  0.21kg
-  8kg
-  Type 1  
+ Spigot Art. 013
- 



**MINI EXTENSION ARM 203**

Fits into Mini Clamp 171 socket. Length: 12cm.


-  0.15kg
-  5kg
-  12.5mm hole



**SUPER CLAMP WEDGES 035WDG**

To allow the Super Clamp 035 to fit on plane surfaces. Set of four.

-  1.4kg



**ADDITIONAL SOCKET 335AS**

Provides an additional 16mm socket to Super Clamp 035.

-  0.14kg



**SAFETY CABLE C155**

Diameter 4mm. Length 100cm.

**SAFETY CABLE C155-01**

Not illustrated

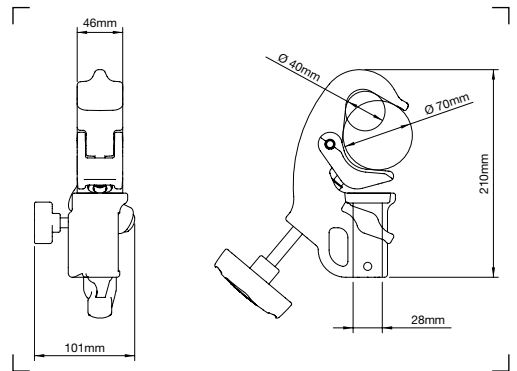
Diameter 3.5mm. Length 70cm.

**SAFETY CABLE C155-02**

Not illustrated

Diameter 5mm. Length 70cm.

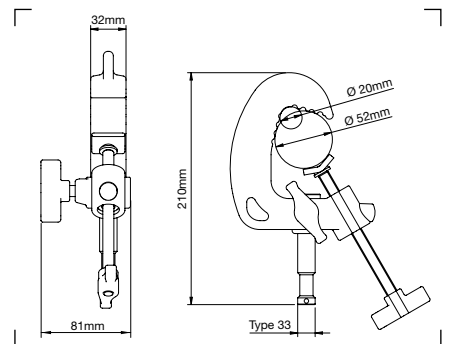
The mechanical concept on which we based this new range of clamps allows an incredible speed in locking and unlocking the clamp's jaws. Fastening the clamp to a pipe or any other support is quick and simple allowing you to position your lighting equipment securely.



**28MM BUSHING QUICK ACTION JUNIOR CLAMP C337**

Made in gravity cast aluminium, this clamp is ideal to hang all types of luminaries in TV studios and theaters. Its incredible "coupling range" sets almost no limitations to its capability to clamp to almost all the industry standard pipe diameters. To meet all safety requirements, we have designed a dedicated slot for flexible steel safety cables. Supplied with T-top padded handle to improve grip. Pipe size 40-70mm. PAT. PENDING.

-  1.27kg
-  100kg
-  28mm



**16MM PIN QUICK ACTION BABY CLAMP C338**

Very slim and lightweight, this version has been designed for small luminaries, virtually unlimited in application. To meet all safety requirements, we have designed a dedicated slot for flexible steel safety cables. Pipe size 20-52mm. PAT. PENDING.

-  0.76kg
-  50kg
-  Type 33

A convenient method of suspending luminaires from above for unobstructed floor areas. Telescopic hangers are renowned for their strength and versatility. Available with either a stirrup or universal head, all hangers come with a safety pin to prevent the riser from slipping.

### TELESCOPIC HANGER WITH UNIVERSAL HEAD **C825**

Max load with 16mm spigot 10kg. Max load with 28mm socket 40kg.




### TELESCOPIC HANGER WITH STIRRUP **C820**

Luminaire attachment - Stirrup Ø 40mm.



### TELESCOPIC HANGER WITH UNIVERSAL HEAD **C888UH**

Max load with 16mm spigot 10kg. Max load with 28mm socket 40kg.



### LONG TELESCOPIC HANGER WITH UNIVERSAL HEAD **C827**

Not illustrated

Max load with 16mm spigot 10kg. Max load with 28mm socket 40kg.



### PUMP CUP WITH 16MM SOCKET **241S**

A suction cup with a fixed 16mm socket incorporating a safety pin for added security.



**C825**  
Safety Pin

**C820**  
Safety Pin

**C888UH**

### LONG TELESCOPIC HANGER WITH STIRRUP **C822**

Not illustrated

Luminaire attachment - Stirrup Ø 40mm.




### PUMP CUP WITH 16MM SWIVEL SOCKET **241**

Suction cup for small fixtures and lightweight equipment. Ø: 150mm. 16mm bushing with safety pin.



Arms



Used in conjunction with stands or clamps, the range of Manfrotto arms, multi positioning arms and attachments enable accurate positioning of lighting and effects. The Magic Arm and the Variable Friction Arm are outstanding, using a single convenient and fast action locking lever or knob to lock or partially lock the two arms and the two swivel studs. Among the most remarkable products in this range are the double articulated arms, enabling quick positioning thanks to their quick lock knobs.

Wherever you need to position your camera, light or accessory, we have an arm to fit the task. Can be combined with clamps, mounting plates and connectors and used in conjunction with virtually any product in the Manfrotto range.

Wherever you need to position your camera, light or accessory, we have an arm, a bracket or a bar to fit the task. Can be combined with clamps, mounting plates and connectors and use in conjunction with virtually any product in the Manfrotto range.





MODEL	PRODUCTS	CODE	MAX LOAD AT FULL EXTENSIONS							
			≤ 0,5 kg	≤ 1 kg	≤ 1,5 kg	≤ 3 Kg	≤ 4,5 Kg	≤ 5 Kg		
Flexible Arm		Flex Arm	237	√ (≤0,3Kg)						
		Heavy Duty Flex Arm	237HD	√						
Mini & Micro Arm		Mini Friciton Arm	244MINI				√			
		Micro Friciton Arm	244MICRO				√			
		Micro Friction Arm With Anti Rotation	244MICRO-AR				√			
		Micro Friction Arm With Nano Clamp	244MICROKIT				√			
Magic Arm		Magic Arm	143N				√			
		Magic Arm Kit	143				√			
		Magic Arm with Camera Bracket	143A				√			
		Variable Friction Arm	244N				√			
		Variable Friction Arm with Camera Bracket	244				√			
Single Articulated Arm		Single Articulated Arm Top Attachment, 16mm spigot with 3/8" light attachment	196AB-2			√				
		Single Articulated Arm Top Attachment, 16mm spigot with 3/8" light attachment	196AB-3		√					
		Single Articulated Arm Top attachment, camera bracket with 16mm spigot and camera attachemen	196B-2			√				
		Single Articulated Arm Top attachment, camera bracket with 16mm spigot and camera attachment	196B-3		√					
Double Articulated Arm		Double Articulated Arm Top Attachment, 16mm spigot with 3/8" light attachment	396AB-2							√
		Double Articulated Arm Top Attachment, 16mm spigot with 3/8" light attachment	396AB-3					√		
		Double Articulated Arm Top attachment, camera bracket with 16mm spigot and camera attachment	396B-2							√
		Double Articulated Arm Top attachment, camera bracket with 16mm spigot and camera attachment	396B-3					√		

MAX LENGHT	ATTACHMENT 1	ATTACHMENT 2	ACCESSORIES
cm			
55,0	3/8" female thread with Exagon 16 mm	Spigot 5/8" (16 mm) with 1/4" male	
55,0	3/8" female thread with Exagon 16 mm	Spigot 5/8" (16 mm) with 1/4" male	
24,0	1/4" male thread	1/4" male thread + 3/8" male thread	
15,0	1/4" male thread	1/4" male thread + 3/8" male thread	
15,0	3/8" male thread Anti Rotation	3/8" male thread Anti Anti Rotation + 3/8" attach	
15,0	3/8" male thread Anti Rotation	1/4" male thread + Nano Clamp	
53,0	Spigot 5/8" (16 mm) with 1/4" female thread	Spigot 5/8" (16 mm) with 3/8" female thread	
53,0	Spigot 5/8" (16 mm) with 1/4" female thread	Spigot 5/8" (16 mm) with 3/8" female thread + camera Bracket 143BKT	53 "Camera/Umbrella bracket 143BKT, Super Clamp 035, Backlite Base 003"
53,0	Spigot 5/8" (16 mm) with 1/4" female thread	Spigot 5/8" (16 mm) with 3/8" female thread	Camera/Umbrella bracket 143BKT
53,0	Spigot 5/8" (16 mm) with 1/4" female thread	Spigot 5/8" (16 mm) with 3/8" female thread	
53,0	Spigot 5/8" (16 mm) with 1/4" female thread	Spigot 5/8" (16 mm) with 3/8" female thread	Camera/Umbrella bracket 143BKT
60,5	Spigot 5/8" (16 mm) with 1/4" female thread	Spigot 5/8" (16 mm) with 3/8" female thread	
85,0	Spigot 5/8" (16 mm) with 1/4" female thread	Spigot 5/8" (16 mm) with 3/8" female thread	
60,5	Spigot 5/8" (16 mm) with 1/4" female thread	Spigot 5/8" (16 mm) with 3/8" female thread	Camera/Umbrella bracket 143BKT
85,0	Spigot 5/8" (16 mm) with 1/4" female thread	Spigot 5/8" (16 mm) with 3/8" female thread	Camera/Umbrella bracket 143BKT
62,5	Spigot 5/8" (16 mm) with 3/8" female thread	Spigot 5/8" (16 mm) with Exagon 16mm	
86,0	Spigot 5/8" (16 mm) with 3/8" female thread	Spigot 5/8" (16 mm) with Exagon 16mm	
62,5	Spigot 5/8" (16 mm) with 3/8" female thread	Spigot 5/8" (16 mm) with Exagon 16mm	Camera/Umbrella bracket 143BKT
86,0	Spigot 5/8" (16 mm) with 3/8" female thread	Spigot 5/8" (16 mm) with Exagon 16mm	Camera/Umbrella bracket 143BKT



**MAGIC ARM 143N**

Articulated arm, without accessories, with centre level to lock all 3 movements. Length: 53cm.



1.07kg



16mm with 1/4" female attachment



3kg



16mm with 3/8" female attachment



**MAGIC ARM WITH CAMERA BRACKET 143A**

Magic Arm with camera bracket only.



1.07kg



16mm with 1/4" female attachment



3kg



16mm with 3/8" female attachment + Camera Bracket Art. 143BKT



**MAGIC ARM KIT 143**

Articulated arm with centre lever to lock all 3 movements. Length: 53cm. Supplied with: Camera/Umbrella Bracket 143BKT, Super Clamp 035, Backlite Base 003.



2.55kg



16mm with 1/4" female attachment



3kg



16mm with 3/8" female attachment + Camera Bracket Art. 143BKT



**VARIABLE FRICTION ARM WITH CAMERA BRACKET 244**

Features as 143A, but a large locking knob takes the place of the cam-lever. Variable friction and locking of arm obtained by adjusting knob. Comes complete with Camera/Umbrella Bracket 143BKT only.



1.09kg



16mm with 1/4" female attachment



3kg



16mm with 3/8" female attachment + Camera Bracket Art.143BKT



**VARIABLE FRICTION ARM 244N**

Friction Arm with variable friction and locking of arm obtained by adjusting knob.



1.09kg



16mm with 1/4" female attachment



3kg



16mm with 3/8" female attachment



**CAMERA/UMBRELLA BRACKET 143BKT**

Camera bracket only.



**MINI FRICION ARM 244MINI**

24cm friction arm with interchangeable 1/4" attachments and additional 3/8" adapter included.

- 3kg
- 0,44kg



**MICRO FRICION ARM 244MICRO**

15cm friction arm with interchangeable 1/4" attachments and additional 3/8" adapter included.

- 3kg
- 0,22kg



**MICRO FRICION ARM WITH ANTI ROTATION 244MICRO-AR**

15cm friction arm with interchangeable 3/8" Anti-rotation attachments and additional 3/8" adapter included. The Anti-rotation system is compatible with Manfrotto products: Digital Director and 386B-1 Nano Clamp.

- 3kg
- 0,24kg
- 6.6lb
- 0.53lb



**5/8" ADAPTERS 244ADPT58**

Two 5/8" adapters accessories compatible with the following friction arms: 244Mini, 244Micro, 244Micro-AR, 244MicroKit.



**3/8" AND 1/4" ADAPTERS 244ADPT3814**

3/8" and 1/4" adapters accessories compatible with the following friction arms: 244Mini, 244Micro, 244Micro-AR, 244MicroKit.



**MICRO FRICION ARM WITH NANO CLAMP 244MICROKIT**

15cm friction arm with interchangeable 3/8" Anti-rotation attachment and 1/4" attachment and Nano Clamp included. The Anti-rotation system is compatible with Manfrotto products: Digital Director and 386B-1 Nano Clamp.

- 3kg
- 0,31kg
- 6.6lb
- 0.69lb



**3/8" ANTI-ROTATION ADAPTER 244ADPT38AR**

Anti-rotation adapter accessory compatible with the following friction arms: 244Mini, 244Micro, 244Micro-AR, 244MicroKit. The Anti-rotation system is compatible with Manfrotto products: Digital Director and 386B-1 Nano Clamp.



**HOT-SHOE ADAPTER 244ADPT-HS**

Hot-shoe adapter accessory compatible with the following friction arms: 244Mini, 244Micro, 244Micro-AR, 244MicroKit.



### FLEX ARM **237**

Flexible arm, Ø 13mm, 55cm long with hexagon stud to fit Super Clamp 035 with 3/8" female thread and 16mm stud with 1/4" male thread type 18.



0.3kg



Type 18



0.3kg



16mm



### HEAVY DUTY FLEX ARM **237HD**

Same as 237, but Ø 18mm.



0.3kg



Type 18



0.5kg



16mm



### DADO **MSY0590A**

We are introducing Dado, a revolutionary junction that allows a number of attachments to be compatible with our entire range of Manfrotto Lighting clamps and stands. Dado is simple to use, and features an innovative design. Dado comes in two kits: one with 3 tubes, 3 threaded pins and 1 sphere and another one with 6 tubes, 6 threaded pins and 1 sphere.

- 18 threadings (3/8") on the main sphere
- 3 threaded pins (3/8")
- 3 threaded tubes with:
- 3/8" female and 5/8" male attachments
- Weight: 0.23kg



### DADO KIT **MSY0580A**

- 18 threadings (3/8") on the main sphere
- 6 threaded pins (3/8")
- 6 threaded tubes with:
- 3/8" female and 5/8" male attachments
- Weight: 0.37kg

Manfrotto broadens its family of articulated arms, providing end users with a versatile and robust range of products with excellent performance.


The new articulated arms have been designed to be compact and lightweight yet offer high loads capacity and optimum arm length in order to guarantee extreme ease of use, practicality and positioning flexibility with improved safety and reliability.



SINGLE ARTICULATED ARMS: 2 & 3 SECTIONS

A more versatile version with telescopic features that make this product even more compact than before. Two available versions – at two and three sections- in order to ensure broad range of length, from 605 to 850mm.

Code	Sections	Top attachment	Bottom attachment	Max length	Max load at full extension	Weight
196AB-2	2	16mm spigot with 3/8" light attachment	16mm spigot (compatible with Super Clamp) with 1/4" thread	605mm	1.5kg	0.4kg
196AB-3	3	16mm spigot with 3/8" light attachment	16mm spigot (compatible with Super Clamp) with 1/4" thread	850mm	1kg	0.5kg
196B-2	2	camera bracket with 16mm spigot and camera attachment	16mm spigot (compatible with Super Clamp) with 1/4" thread	605mm	1.5kg	0.53kg
196B-3	3	camera bracket with 16mm spigot and camera attachment	16mm spigot (compatible with Super Clamp) with 1/4" thread	850mm	1kg	0.63kg





Sliding extensions allow for flexible positioning. Easy to use, even in reduced spaces.

Just turn knob to click-stop and arm position is immediately locked.



Double-anchored spigot with hexagonal (for Super Camp attachment) & universal (for maximum compatibility) sections. Gives extra strength and anti-rotation rigidity.

### DOUBLE ARTICULATED ARMS: 2 & 3 SECTIONS

Excellent performance: robustness, lightness and versatility... these are the features of the new double articulated arm range. The 396 family has been developed to provide greater robustness than the 196 range and to support heavier loads (up to 5kg), though keeping versatility thanks to its extendable sliding arm system (extends up to 860mm), further enhanced by its quick lock system.

The new bottom attachment adds to the strength and versatility of the 396, with a spigot that combines both a hexagonal part (for anti-rotation fixing to the Super Clamp system) and a universal adapter section (for fitting to a wide range of stands, clamps and accessories).

Code	Sections	Top attachment	Bottom attachment	Max length	Max load at full extensions	Weight
396AB-2	2	16mm spigot with 3/8" light attachment	Double-anchored 16mm hexagonal/universal spigot	625mm	5kg	0.5kg
396AB-3	3	16mm spigot with 3/8" light attachment	Double-anchored 16mm hexagonal/universal spigot	860mm	4.5kg	0.79kg
396B-2	2	camera bracket with 16mm spigot and camera attachment	Double-anchored 16mm hexagonal/universal spigot	625mm	5kg	0.64kg
396B-3	3	camera bracket with 16mm spigot and camera attachment	Double-anchored 16mm hexagonal/universal spigot	860mm	4.5kg	0.9kg



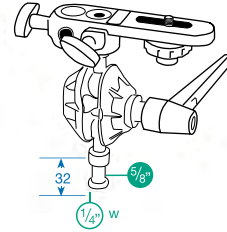


Tilt Heads



The Manfrotto Tilt-Heads are a versatile aluminum bracket that will fit on almost any light stand. The perfect tools to tilt and swivel flash heads, LED lights, and cameras. Made of aluminum and manufactured according to the highest quality standard, Manfrotto tilt heads are extremely reliable and safely hold any photographic equipment.





TILT-TOP HEAD **155**

Twin swivelling 16mm spigots and single lever lock. Supplied with: Camera/Umbrella Bracket 143BKT.  
Height: 14.5cm.



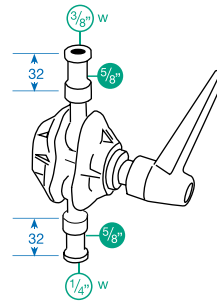
0.5kg



16mm



16mm + Camera Bracket Art. 143BKT



TILT-TOP HEAD **155BKL**

Tilt-top head alone, available separately without Camera/Umbrella Bracket.



0.4kg



16mm



16mm



### SNAP TILT HEAD **MLH1HS**

Flashguns never drop along the stand, thanks to a spring system. Quick to set-up, thanks to the locking ring and safety lever. Hole for umbrella.



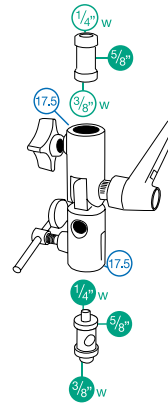
0.5kg



16mm



16mm + Camera Bracket Art. 143BKT



### SWIVELLING ADAPTER **026**

Baby female multi-adapter, free to rotate.



17.5mm

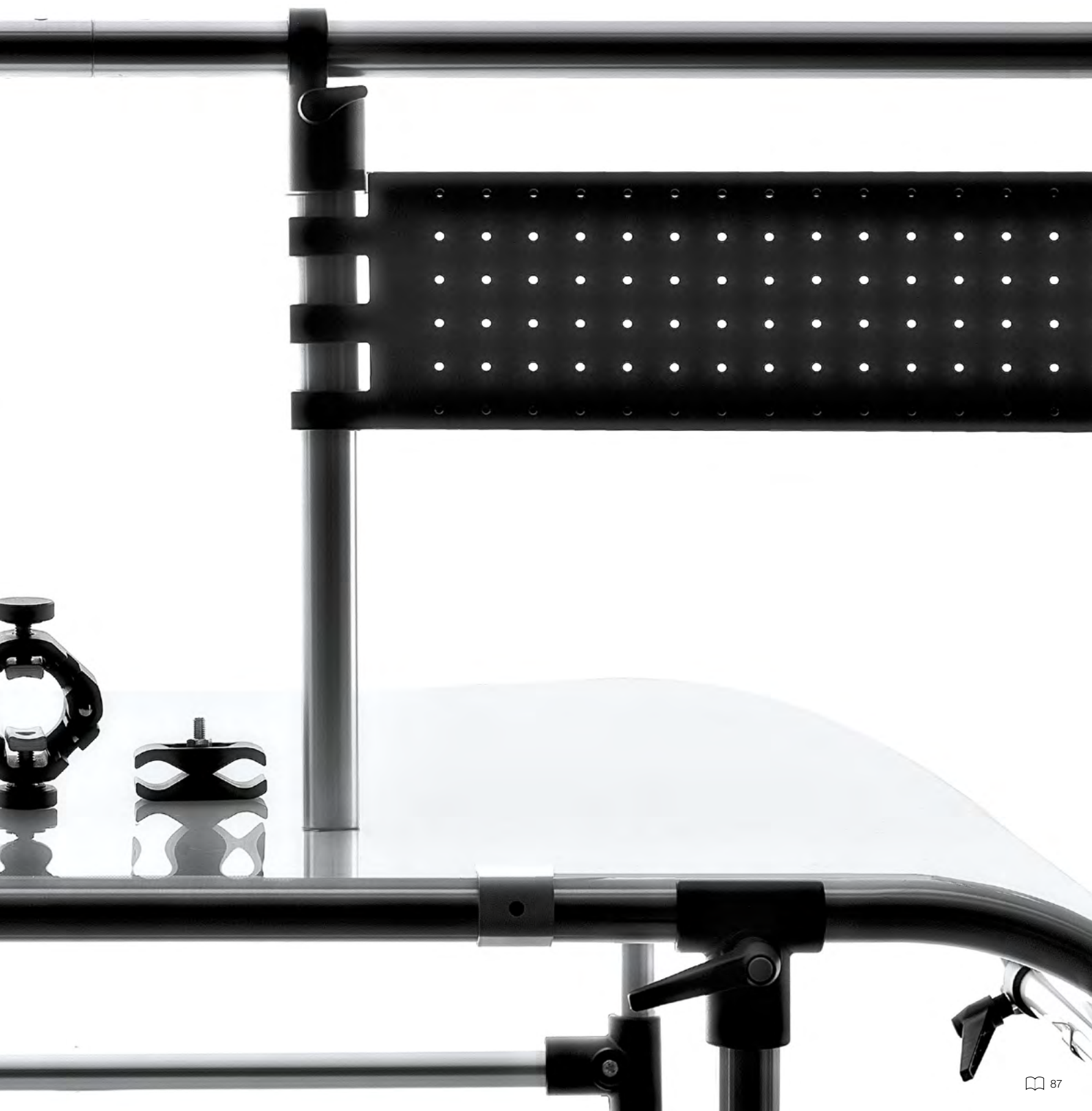


17.5mm

Still Life



Indispensable for all professional still life photographers, Manfrotto Still Life tables are made with lightweight aluminium tubing, dedicated clamps and translucent white Perspex covers for back- or front-lighting of your subject. Their design allows continuous adjustment of the curved backdrop at different angles, making them ideal for product photography. Full modularity makes the table easy to assemble and disassemble. The Manfrotto Still Life line is complete with the well-known Multiclamp system. This extremely flexible and modular system allows you to design and create all sorts of supports that can be easily set up, dismantled and reused for completely different applications. Several accessories will allow you to deal with specific problems.



Multi-purpose shooting tables.

Model 220 is fully compatible with the Multiclamp range giving you the possibility to modify and adapt its features to your needs.

Easily assembled/disassembled aluminium structure.



**STILL LIFE TABLE 220 B**

Still Life Table with white, translucent perspex cover for back or front lighting.  
 Size of panel: 200x122cm.  
 Distance from floor to flat surface: 83cm.  
 Height with back on vertical position: 193cm.  
 Adjustable tilting back.



18.6kg



15kg

**STILL LIFE TABLE WITHOUT COVER 220PSL B**

Not illustrated

Same as 220, without perspex cover.

**PERSPEX COVER FOR STILL LIFE TABLE 220PX**

Not illustrated

White, translucent perspex cover for back or front lighting.  
 Size of panel: 200x122cm.



Quick-change spring clips hold the table cover to the frame.



Adjustable tilting back.



Easy tool-free assembly.



**MINI STILL LIFE TABLE 320 B**

Smaller version of Still Life Table model 220. Size of panel: 150x78cm.  
 Distance from floor to flat surface: 70cm.  
 Height with back in vertical position: 157cm.  
 Adjustable tilting back and adjustable front legs.



10kg



10kg

**MINI STILL LIFE TABLE WITHOUT COVER 320PSL B**

Not illustrated

Same as 320, without perspex cover.

**PERSPEX COVER FOR MINI STILL LIFE TABLE 320PX**

Not illustrated

White, translucent perspex cover for back or front lighting.  
 Size of panel: 150x78cm.

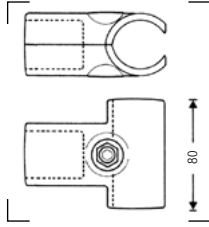


Adjustable tilting back.



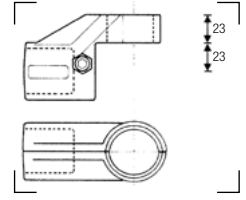
Easy tool-free assembly.





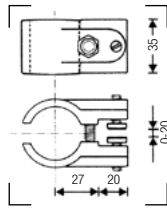
**"T" CLAMP MT004**

Used like MT001, when a stronger connection is required.



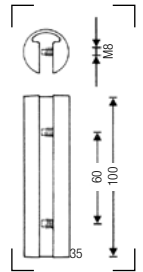
**RIGHT ANGLE CLAMP MT005**

Used to connect a third or fourth crossing tube on the same axis.



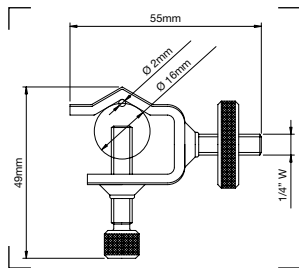
**PANEL CLAMP MT013**

Used to clamp large panels.



**TUBE CONNECTOR MT020**

Used to connect two tubes end to end.

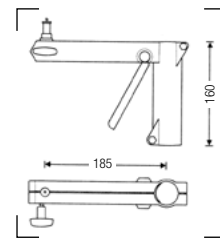


**MICRO CLAMP 196AC**

Grips items from 2mm to 16mm thick.



0.06kg



**SLIDING SUPPORT ARM 231ARM**

Quick release arm, used to mount standard 16mm light fixtures, attachments 16mm female and Spigot 013 (16mm male and 1/4" - 3/8" screws).



**WHEEL SET 104**


Wheel set Ø: 75mm with brakes and M10 attachment. Set of three.



**WHEEL SET 104G**

Ø: 100mm without brakes, with M10 attachment. Set of three.

# Background Support Systems



Our extremely modular background support system is reliable, simple to use and flexible enough to match most of your support needs for paper, drapable, hand-painted or canvas backgrounds, in the studio or on location. For core mounted backgrounds the system used is based on the Expan chain operated drive developed by Manfrotto.

The Expan can be mounted on dedicated hooks which vary in shape and design depending on the number of backgrounds to be used.

If, as usually happens with canvas backgrounds, there is no central core around which to wrap the background material, Manfrotto provides a three section telescopic pole that can be attached on top of a set of two stands, making it ideal for location assignments.

The Manfrotto background support system is based on the Expan, a fast and efficient background drive set. Insert the EXPAN into the background roll, block and use the chain to roll the paper up and down as you wish. A system of hooks is available in pairs and can support 1, 3 or 6 backgrounds when used in conjunction with the Expan. B/P Hooks can be attached to Autopole by using the Super Clamp 035 or screwed directly onto a wall or ceiling.



**EXPAN WITH METAL CHAIN 046MC**

Background paper drive set for one roll. Including metal chain. Expands from: Ø 46mm to 78mm.

-  1.2kg
-  10kg



**EXPAN ATTACHMENT 081**

Another quick solution to hang your expan up to a baby stand.

-  0.204kg
-  Type 1



**B/P SINGLE HOOKS 059WM**

Wall fixing background paper holder set for one Expan 046. Complete with screw set.

-  0.54kg



**B/P SINGLE HOOKS 059**

Set of two wall fixing background paper holders for one Expan 046. Plugs into Super Clamp 035 socket.

-  0.42kg



**B/P CLAMPS 044**

Same as 045 but ready for use on Autopoles®, including two Super Clamp 035.



2.85kg



**B/P TRIPLE HOOKS 045**

Set of two background paper holders for three Expan 046.  
Can be fixed to a wall with supplied studs and screws, or to Super Clamp 035 by means of supplied screw set.



2.05kg



**B/P HOOKS 045-6**

Set of two brackets for six Expan 046 sets.  
To be fixed to a wall with supplied screws.



4.4kg




**CHAIN WEIGHT 094**

Provides weight to keep Expan chain tight.



0.3kg



**EXPAN RED METALLIC CHAIN 091MCR**

Red Metal chain for Expan system, total length 3,5m



0.6kg



**B/P COUNTERWEIGHT 062-2**

Counterweight for background paper in 2 sections.  
Length: 275cm.



0.85kg



**ALU-CORE 047-2**

Aluminium core in 2 sections Ø: 50mm for uncored back round paper.  
Has adhesive tape for sticking on paper. Length: 275cm.



1.28kg

**ALU-CORE 047-3**

Not illustrated

Same as 047-2 but longer. Length: 366cm.



1.28kg



### SET STANDS KIT **1314B**

Designed to support rolls or sheets of background paper or any other ground material.

The kit comprises of:

- 1 x 3 Section Telescopic Pole Art. 272B,
- 2 x Baby Stand,
- 2 x Mini Spring Clamp Art. 275 and Transport Kit Bag.

\* distributed on background roll



4.2kg



10kg\*

### TELESCOPIC POLE **272B**

Not illustrated

3 section telescopic background pole on it's own.

Minimum extension: 112cm.

Maximum extension: 298cm.

Weight: 0.85kg.

Attachment: type 25.



# Sky Track System





Ideal for all photo and video studios where the floor needs to be kept totally clear of power cables and lighting stands, the Sky Track System permits rapid manoeuvre and setting of suspended large lights or lights with awkwardly sized accessories like soft boxes.

It solves positioning problems even on complex sets or in studios of the most unusual dimensions, and offers considerable advantages and ease of use compared to traditional floor stands.

Manfrotto Sky Track System has a broad range of accessories to adapt your space to the ideal studio and to provide perfect compatibility with all types of lights, whether photographic, video or film.

The Sky Track System is a comprehensive range of lighting suspension for all situations from small studios to the largest ones. Manfrotto line includes the versatile ceiling mounted, rails, manual and motorised pantographs and a wide range of brackets and support.



**BLACK ANODISED 3M RAIL FF6003B**

These rails are made in section of black anodised aluminium in standard lengths as listed. For fixed rails, longer sizes are obtainable by fitting two or more rails together. Sliding rails cannot be joined. To connect two fixed rails use code FF3208. You must always support the junction of two rails with a ceiling attachment placed on the junction itself. Moving rails longer than 3m must be supported with more than two fixed rails. The maximum distance (B) between any of these fixed rails is 2m (see drawing).

**ANCHORAGE POINT**

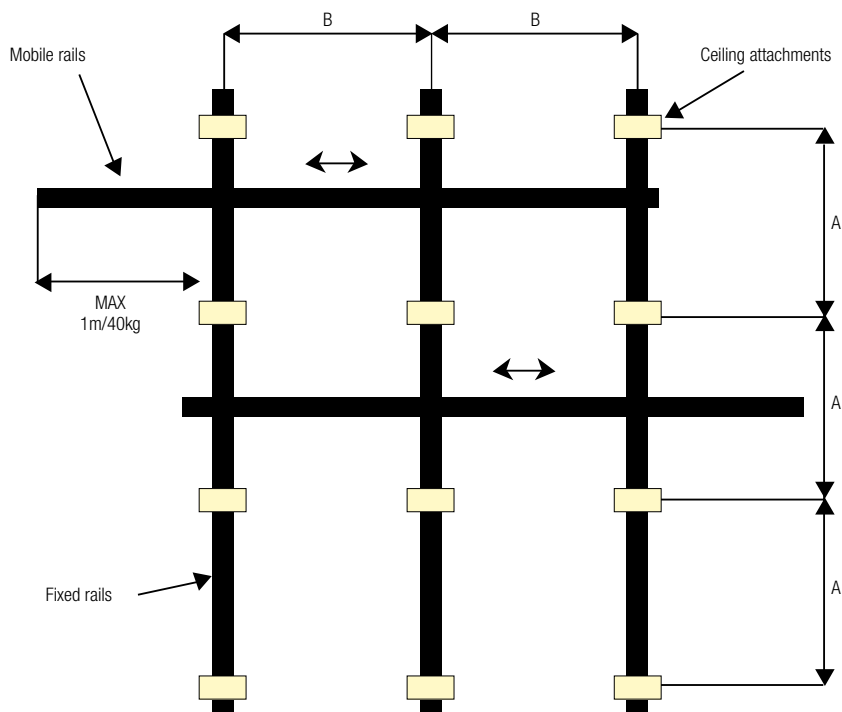
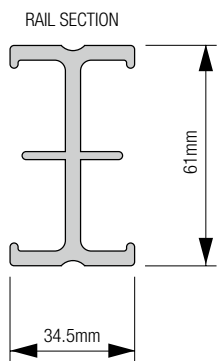

The spacing of the rail support brackets depends on the load anticipated on the rail itself, but should generally be in accordance with the table below, "A" indicates the distance between two anchorage points. However we advise that fixing brackets should not be spaced more than 2m apart.

**BLACK ANODISED 4M RAIL FF6004B**

Not illustrated

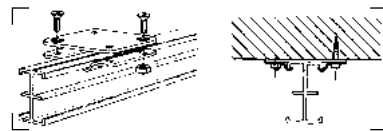
**BLACK ANODISED 5M RAIL FF6005B**

Not illustrated



Rail working Max load chart

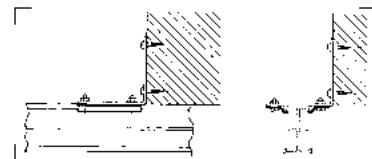
A (mm)	Weight (kg)
1000	200
1500	100
2000	50



### BRACKET FOR CEILING ATTACHMENT **FF3210**

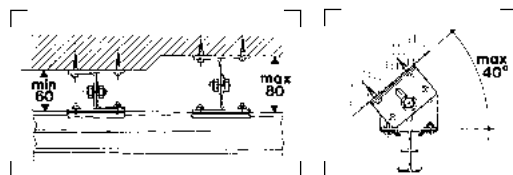
Bracket for ceiling attachment of the rail.

It is advisable to pre-assemble these brackets on the rails at ground level to ensure correct alignment before screwing to a ceiling.



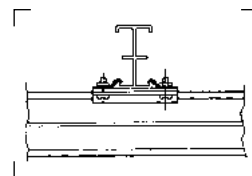
### ANGLE BRACKET ("L"-SHAPED) FOR FIXING TO BEAMS **FF3212**

Bracket for wall attachment of the rail.



### ADJUSTABLE BRACKET FOR IRREGULAR CEILINGS **FF3215**

Allows height differences in ceilings of maximum 2cm; combining two brackets you can compensate for differences of maximum 4cm.



### DOUBLE BRACKET FOR RAIL CROSSINGS **FF3211**

This is used to permanently attach two rails at a right angle or parallel.



**CEILING BRACKET WITH 50CM EXTENSION FF3218**

Used alone or in combination these brackets allow the attachment of the rails at the desired height.

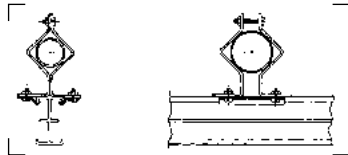

**CEILING BRACKET WITH 100CM EXTENSION FF3220**

Not illustrated



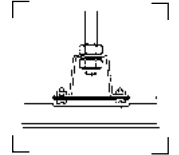
**EXTENSION BRACKET FOR VARIOUS HEIGHTS FF3215A**

Its length is adjustable from 10cm to 15.5cm. Using the clamp screw, you can obtain all intermediate sizes. Provided with a security lock, in case the regulating screw loosens, blocks the bracket at maximum extension. It's used to compensate for height differences in ceilings of 5.5cm or more, with combinations of other brackets. It's also used for obtaining intermediate sizes in combination with the extendable ceiling brackets.



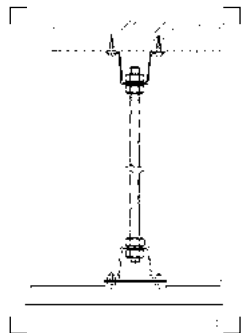
**BRACKET FOR TUBE ATTACHMENT FF3214**

This can be fastened to tubes with diameters from 35mm to 50mm inclusive. It's used to directly support the rail that can be fixed in place either longitudinally or transversely. This bracket can be used as a brace for fixed supports, as well.




**BRACKET FOR CEILING ATTACHMENT FF3214A**

Can be attached directly by screws or rods with a maximum diameter of 1/2". Before mounting the bracket it is advisable to standardize the length of both the rods and screws. Fix the bracket between a nut allowing the screw on the inside of the bracket to protrude about 1.5cm. When fixture is completed, it is then possible to regulate a perfect rail levelness by adjusting the nuts which fasten the brackets.



**RAIL MOUNTING KIT WITH M12 STUD FF3214B**

Comprised of a bracket to be attached to the ceiling with 4 screws, a 1m long M12 rod completely threaded, 4 M12 nuts, and a bracket for the rail fixture. The rod can be cut to the desired size and then attached to the bracket by way of the nuts supplied. The rod must protrude approx 1cm on the inside of the bracket. When fixture is completed, it is then possible to regulate a perfect rail levelness by adjusting the nuts which fasten the brackets.



**DISMOUNTABLE SLIDING CARRIAGE WITH 4 WHEELS AND 16MM SPIGOT FF3228**

This carriage can be inserted directly at any point on the rail by unscrewing the wheel plate. This is used when it becomes necessary to add a supplementary carriage to an already assembled RAIL SYSTEM installation. It is free-sliding and is suitable for normal loads.




SLIDING CARRIAGE WITH  
4 WHEELS AND 16MM SPIGOT **FF3230**

It is free-sliding carriage.  
It is suitable for normal weight loads up to 60kg.



SLIDING CARRIAGE WITH 4 WHEELS,  
BRAKE AND 16MM SPIGOT **FF3229**

This is provided with a brake which keeps it locked in the position where it is placed.  
It is suitable for normal loads up to 60kg.  
To release brake pull down on wire with operating pole.




DOUBLE SLIDING CARRIAGE **FF3232**

Both the upper carriage and the lower one are free-sliding.



DOUBLE SLIDING CARRIAGE  
WITH DOUBLE BRAKE **FF3235**

This is equipped with brakes on both upper and lower carriages.  
The upper brake blocks the carriage on the fixed rail,  
while the lower carriage's brake blocks the sliding of the moving rail.



DOUBLE SLIDING CARRIAGE WITH ONE BRAKE **FF3236**

This is provided with a brake on only one carriage. Normally, the carriage with brake is mounted on the fixed rail so that it is locked into place enabling the mobile rail to slide. If the carriage with brake is mounted onto the mobile rail, you obtain the opposite effect, that is, the sliding of the mobile rail gets blocked, while the carriage can freely slide on the fixed rail.



FIXED BRACKET ON RAIL WITH 16MM SPIGOT **FF3856**

The 16mm spigot allow the mounting of lights or accessories with 16mm female attachment.



**KIT OF 4 END STOPS WITH 4 CABLE CARRIAGES FF3207**

These fit to the holes on the ends of a rail to prevent carriages leaving the rail and to prevent moving rails leaving their carriages.  
**IMPORTANT:** must be fitted to upper and lower holes on moving rails but only to lower holes on fixed rails.



**ALIGNING CONNECTORS FOR FIXED RAILS FF3208**

A pair of clamp plates with screws to join two fixed rails together by clamping across the junction on the upper guide, using holes provided in the rail.  
**IMPORTANT:** the junction must always be supported by a rail-mounting bracket placed astride



**KIT OF 5 CABLE CARRIAGES WITH BEARING FF3226C**

These are from the end of the rail and run on ball-bearings. They are suitable for heavy cables.



**KIT OF 5 CABLE CARRIAGES FF3226**

These are inserted from the end of the rail. They do not need wheels as they they slide along the rail and are suitable for normal cables.



**OPERATING POLE 427B-4.0**

4 sections, 3 risers. Ø: 28, 24, 20, 16mm.  
 Minimum extension: 160cm. Maximum extension: 400cm.  
 Closed length: 142cm.

**OPERATING POLE 427B-6.5**

Not illustrated

4 sections, 3 risers. Ø: 28, 24, 20, 16mm.  
 Minimum extension: 220cm. Maximum extension: 650cm.  
 Closed length: 200cm.



**SPIGOT ADAPTER 013**

Both sides have 16mm spigot. Used to connect two units with 16mm female attachment or to obtain 16mm spigot from a 16mm female attachment.



**16MM FEMALE ADAPTER 158**

Both sides have a 16mm attachment. Used to connect two units with 16mm spigot, or to obtain a 16mm female attachment from 16mm spigot.



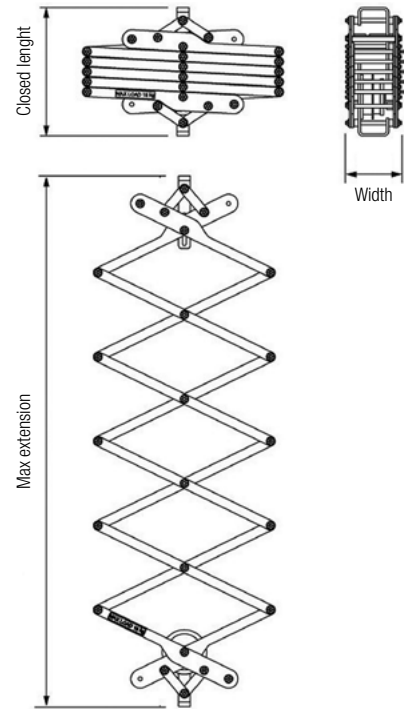
**POLE OPERATED TELESCOPIC BAR 362**

Designed to support heavy light fittings, and provide pole operated pan plus tilt.  
 Closed length: 35.5cm.  
 Maximum height: 49cm.  
 Male attachment Ø 28mm and 16mm.



**POWER SUPPLY CABLE FF3278**

15m of three-core cable (3 x 1.5 Sqmm) with special sockets for lighting fixture.



## PANTOGRAPH TOP 4C FF3514N86

The pantograph is made of aluminium (P-Al MgSi UNI 3569) and manufactured according to DIN 15560-46. The attachments at both ends of the pantograph are 16mm, male on the bottom and female on the top. The load is supported by a steel cable of 2mm. diameter (safety factor 12). Loads up to 12kg can be suspended using only the patented friction device, while loads up to a maximum of 18kg require the use of the optional springs. The pantograph can be regulated to keep suspended loads from 1 to 18kg perfectly balanced. By turning the colored notched ring you can adjust the pantograph's friction; this will ensure that the load remains stable when set in position, but that it will move smoothly up and down when necessary. In any case, it is always advisable to use the springs to aid raising your pantograph. When choosing the additional spring(s) for your pantograph, you will first need to know exactly which model of pantograph you have, in order that you can select the spring of the correct length. If you have one of the new compact pantographs (with grey-painted "scissors"), look at the colour of notched ring the 2m version has a red notched ring, while the 3.8m version has a blue notched ring. After having identified the length of the pantograph, choose the appropriate spring(s) by referring to the table below.

Model	FF3514N86
Lifting rope	2mm wire rope
Safety factor rope	12
Self weight	7.3kg
Max working load	18kg
Closed length	38cm
Max extension	380cm
Width	15cm





<b>Model</b>	<b>FF3512N86</b>
Lifting rope	2mm wire rope
Safety factor rope	12
Self weight	4.7kg
Max working load	18kg
Closed length	27cm
Max extension	200cm
Width	15cm

**PANTOGRAPH TOP 2C FF3512N86**

Same as FF3514N86 but shorter.



**SPRING TYPE 4 RED FF3531**

Additional Spring for pantograph top 2C.



**SPRING TYPE 4 BLUE FF3533**

Additional Spring for pantograph top 4C.

**SPRING TYPE 12 RED FF3532**

Not illustrated

Additional Spring for pantograph top 2C.

**SPRING TYPE 12 BLUE FF3534**

Not illustrated

Additional Spring for pantograph top 4C.

Spring type	Counterbalanced weight
Without spring	From 0kg to 4kg
Type 4	From 3kg to 8kg
Type 4 + Type 4	From 8kg to 14kg
Type 12	From 9kg to 16kg
Type 4 + Type 12	From 13kg to 18kg



**TELESCOPIC POST EXTENDIBLE  
FROM 85CM TO 203CM FF3248**

A telescopic system for the balanced suspension of loads. Adjustable in height with automatic positioning at the desired position. A female attachment with safety plug and locking lever is fitted at each end. The safety plug has a latch with push-button release. To adjust the balance of the load, rotate the handle clockwise or counterclockwise. It sustains loads from 1.5kg up to 12kg max.

**SMALL TELESCOPIC POST EXTENDIBLE  
FROM 60CM TO 128CM FF3249**

Not illustrated

Same as FF3248, extendable from 60cm to 128cm.



**EXTENSION TUBE 50CM LONG FF3240**

These are fixed extenders which have a female 16mm attachment at each end. You fix them directly on the spigot of single carriages or to the fixed support FF3222.

**EXTENSION TUBE 100CM LONG FF3242**

Not illustrated

Same as FF3240, 100cm long.



**SAFETY STEEL CABLE FF3276**

Complete with spring catch and hook-up slot. Recommended for TELESCOPIC POST and TOP PANTOGRAPH in order to avoid accidental falling of equipment. Ø 2mm - Length 350mm.

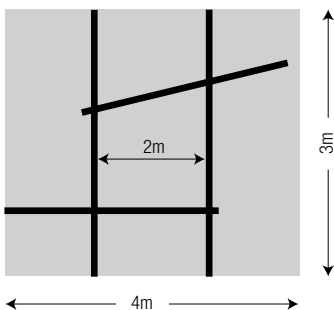


### TOP SYSTEM 33 **FF3033**

Complete kit for small studios composed of 2 fixed rails 3m long, 2 mobilerails 3m long and supports for 3 light sources (1 Top Pantograph and 2 Telescopic Post).

The kit is composed of:


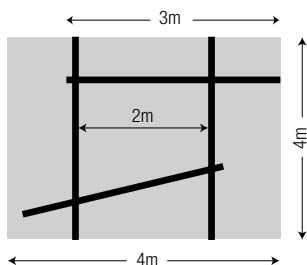
- 4 Rails 3m long- FF6003B.
- 3 Kits of 4 endstops - FF3207.
- 6 Brackets for ceiling fixture - FF3210.
- 3 Kits of 5 cable carriages - FF3226.
- 3 4-wheeled sliding carriages with 16mm spigot - FF3230.
- 2 Double sliding carriages - FF3232.
- 2 Double sliding carriages with single brake - FF3236.
- 2 Telescopic Post extendable from 85cm to 203cm - FF3248.
- 1 Top Pantograph extendable from 40cm to 200cm - FF3512N86.
- 2 Universal spigot adapters 16mm - 013.
- 3 Safety steel cable - FF3276.



### TOP SYSTEM 43 **FF3043**

Complete kit for medium-sized studios composed of 2 fixed rails 4m long, 2 mobile rails 3m long and supports for 3 light sources (3 Top Pantographs). The kit is composed of:

- 2 Rails 3m long - FF6003B.
- 2 Rails 4m long - FF6004B.
- 3 Kits of 4 endstops - FF3207.
- 6 Brackets for ceiling fixture - FF3210.
- 3 Kits of 5 cable carriages - FF3226.
- 3 4-wheeled sliding carriages with 16mm spigot - FF3230.
- 2 Double sliding carriages - FF3232.
- 2 Double sliding carriages with single brake - FF3236.
- 3 Top Pantograph extendable from 40cm to 200cm - FF3512N86.
- 3 Safety steel cable - FF3276.


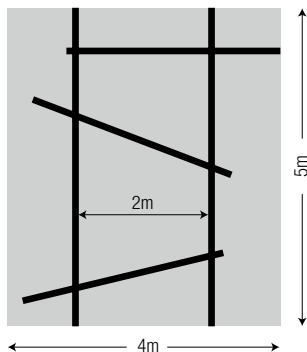


### TOP SYSTEM 54 **FF3054**

Complete kit for large studios composed of 2 fixed rails 5m long, 3 mobile rails 3m long and supports for 5 light sources (4 Top Pantographs).

The kit is composed of:

- 2 Rails 5m long - FF6005B.
- 3 Rails 3m long - FF6003B.
- 4 Kits of 4 endstops - FF3207.
- 8 Brackets for ceiling fixture - FF3210.
- 4 Kits of 5 cable carriages - FF3226.
- 4 4-wheeled sliding carriages with 16mm spigot - FF3230.
- 3 Double sliding carriages - FF3232.
- 2 Double sliding carriages with single brake - FF3236.
- 4 Top Pantograph extendable from 40cm to 200cm - FF3512N86.
- 4 Safety steel cable - FF3276.



# Adapters

MODEL	1/4" W thread Male	1/4" thread Female	3/8" thread Male	3/8" thread Female	Spigot 5/8" Male	Bushing 5/8" Female	Spigot 1 1/8" Male	Bushing 1 1/8" Female	Hexagon 16 mm Male	Diameter 3/8" Female	Diameter 3/8" Male	Diameter 17mm Male (JP)	M10 Male	M10 Female	M12 Male	Diameter 1/2" Male	Screw for fixings	Other
1/4" W thread Male			013 037 118 147	015 151	013 118 E300	016 194 195 014-14	019-14		037 036-14									
1/4" thread Female			088 088LBP 148KN	016 066 119	016 119				066	188	149							
3/8" thread Male	013 037 118 147	088 088LBP 148KN	125	184	013 118 191	179 014-38 014BIM	019 163-38		037 036-38	182								
3/8" thread Female	015 151	016 066 119	184		016 119 151 186	016			066									
Spigot 5/8" Male	013 118 E300	016 119	013 118 191	016 119 151 186	013 E250	153 159 E100	019 019-14 E200		036-14 036-38 036I 036MR	182 188	192	185	E110	187 066BT			E610	C1000 C1100 E650
Bushing 5/8" Female	016 194 195 014-14		179 014-38 014BIM	016	153 159 E100	158	163-58F				194		014MS			159		152 E390
Spigot 1 1/8" Male	019-14		019 163-38		019 019-14 E200	163-58F							163-10 620-10		163-12 620-12			
Bushing 1 1/8" Female																		
Hexagon 16 mm Male	037 036-14	066	037 036-38	066	036-14 036-38 036I 036MR													E620
Diameter 3/8" Female		188	182		182 188													
Diameter 3/8" Male		149			192	194												
Diameter 17mm Male (JP)					185													
M10 Male					E110	014MS	163-10 620-10											
M10 Female					187 066BT													
M12 Male							163-12 620-12											
Diameter 1/2" Male						159												
Screw for fixings					E610				E620									
Other					C1000 C1100 E650	152 E390												

All Manfrotto adapters provide for a high level of customization, thanks to a wide range that can accept any lighting fixture, in order to match any requirement.



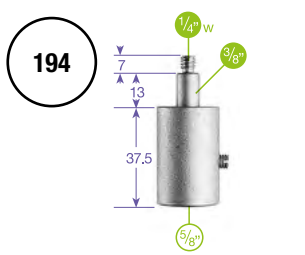
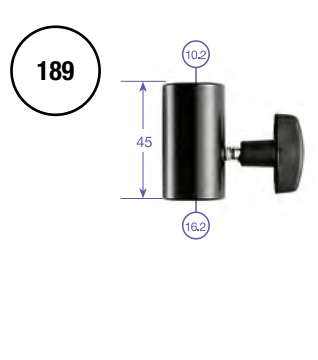
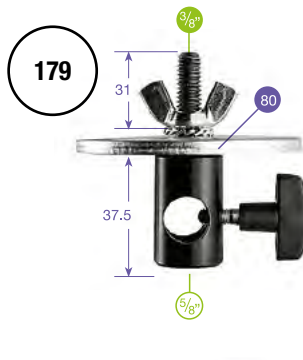
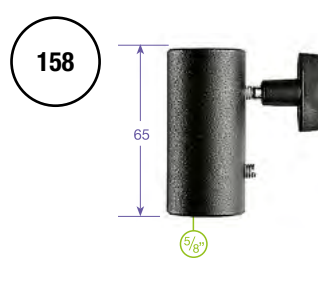
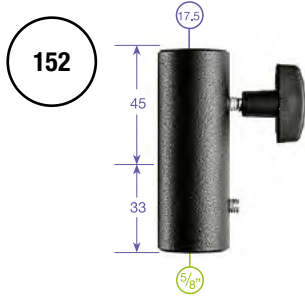
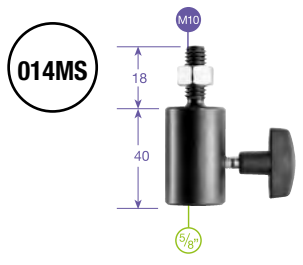
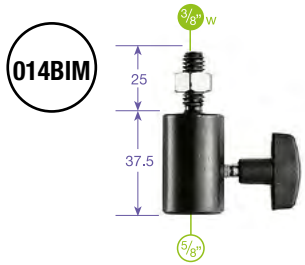
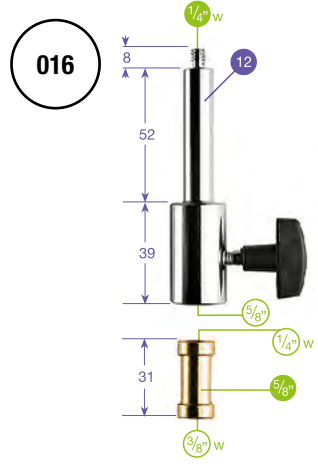
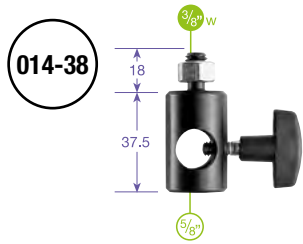
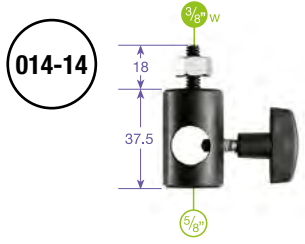
All measurements shown are metric unless otherwise stated.

$\frac{1}{4}''$  Indicates an external thread or stud diameter  
 ● Metric ● Imperial

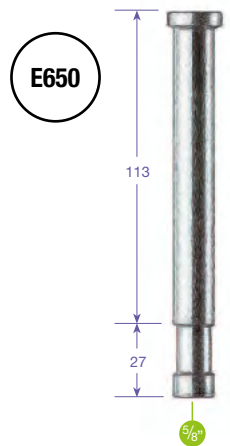
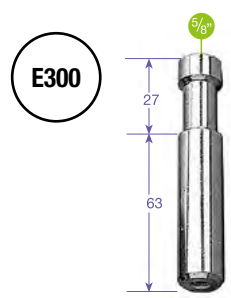
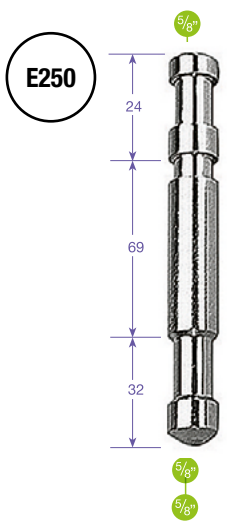
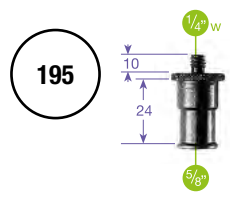
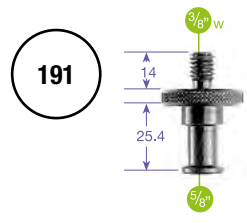
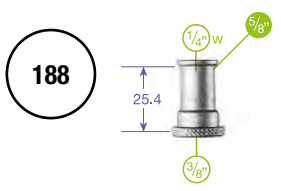
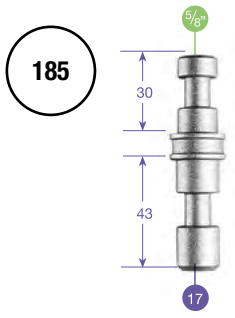
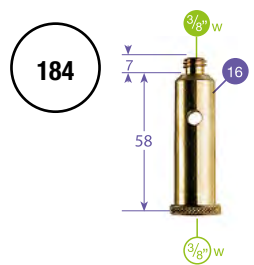
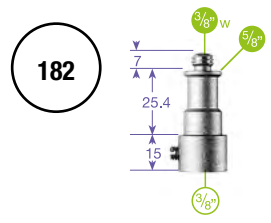
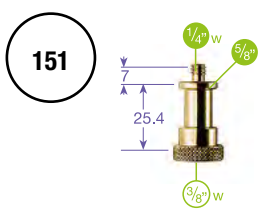
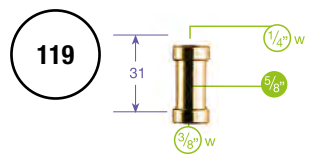
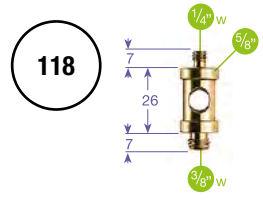
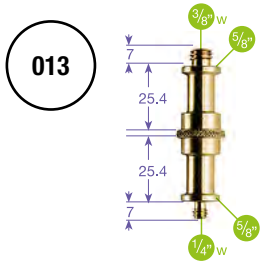
$\frac{1}{4}''$  Indicates an internal thread or socket diameter  
 ● Metric ● Imperial

**W:** Whitworth thread

16MM FEMALE ADAPTERS



16MM MALE ADAPTERS

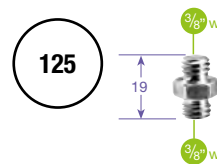
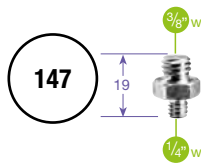
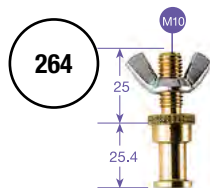
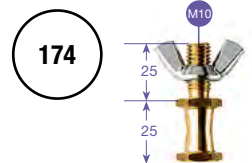
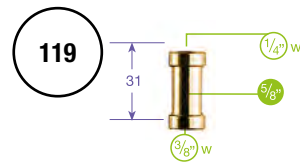
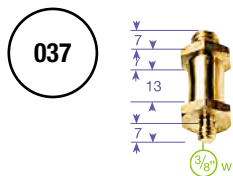
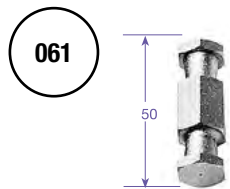
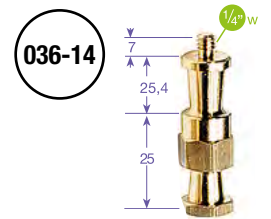
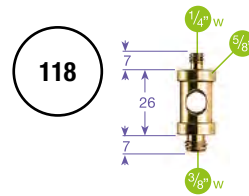

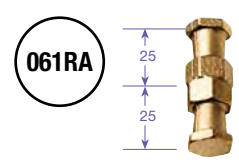
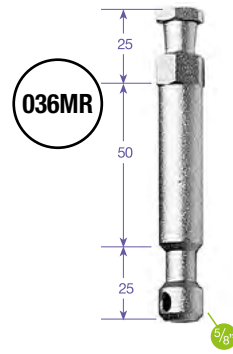
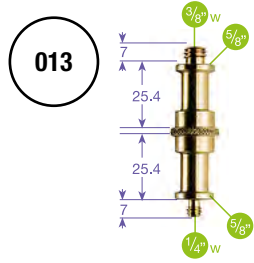




28MM MALE ADAPTERS



SUPER CLAMP ADAPTERS



# Filters

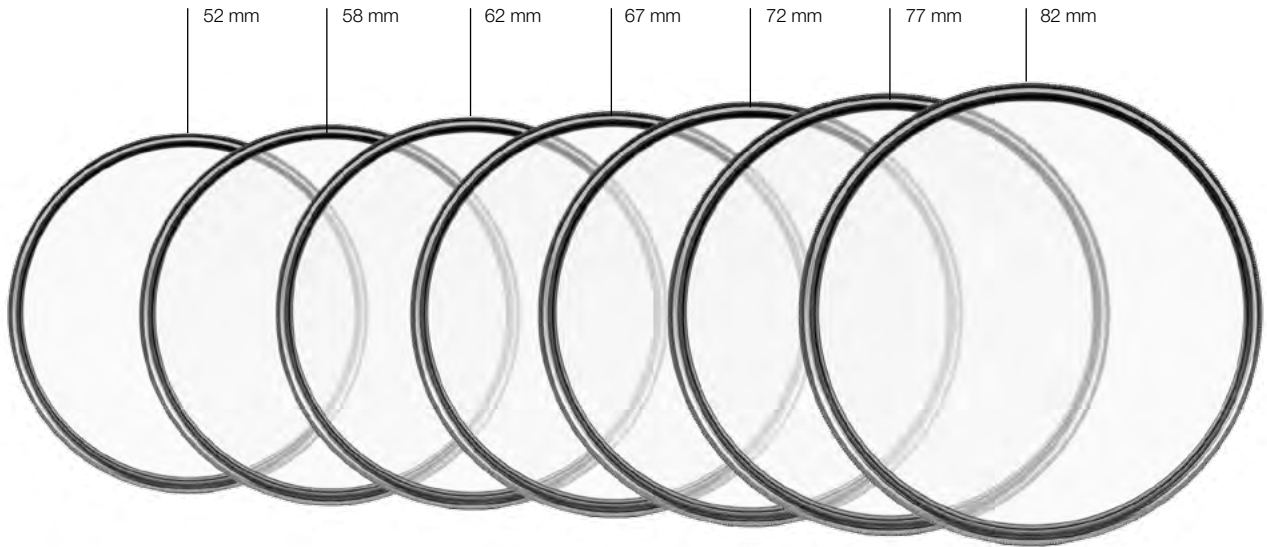
Manfrotto offers a full range of digital camera filters developed to meet the needs of professional and enthusiast photographers. Manfrotto filters are available in a variety of types, including UV Protective, CPL and ND.

Each filter type is available in different versions: Essential, Advanced, Professional, ND8, ND64 and ND500. The different versions offer diverse levels of protection and performance. The double sided anti-reflection coating eliminates reflections while additional coatings provide water and dust repellency and

oil and scratch resistance, making the filter easy to clean and maintain. Ultra-thin frame design makes vignetting extremely low, and a matte coating minimizes reflections. Every filter is provided with a filter case where you can store your filter and prevent accidental scratches.

To maintain our filters, blow dirt and dust with a blower or wipe with a cleaning paper or cloth. For heavy stains, use a lens cleaning liquid and cleaning cloth. Never use water or detergent for cleaning the filter.

All Manfrotto filters are available in the following sizes:



	UV FILTER		PROTECT FILTER	CIRCULAR POLARISING FILTER			NEUTRAL DENSITY FILTER		
	ESSENTIAL	ADVANCED	PROFESSIONAL	ESSENTIAL	ADVANCED	PROFESSIONAL	ND8	ND64	ND500
	MFESSUV-52 MFESSUV-58 MFESSUV-62 MFESSUV-67 MFESSUV-72 MFESSUV-77 MFESSUV-82	MFADVUV-52 MFADVUV-58 MFADVUV-62 MFADVUV-67 MFADVUV-72 MFADVUV-77 MFADVUV-82	MFPROPTT-52 MFPROPTT-58 MFPROPTT-62 MFPROPTT-67 MFPROPTT-72 MFPROPTT-77 MFPROPTT-82	MFESSCPL-52 MFESSCPL-58 MFESSCPL-62 MFESSCPL-67 MFESSCPL-72 MFESSCPL-77 MFESSCPL-82	MFADVCPL-52 MFADVCPL-58 MFADVCPL-62 MFADVCPL-67 MFADVCPL-72 MFADVCPL-77 MFADVCPL-82	MFPROCPL-52 MFPROCPL-58 MFPROCPL-62 MFPROCPL-67 MFPROCPL-72 MFPROCPL-77 MFPROCPL-82	MFND8-52 MFND8-58 MFND8-62 MFND8-67 MFND8-72 MFND8-77 MFND8-82	ND64-52 ND64-58 ND64-62 ND64-67 ND64-72 ND64-77 ND64-82	ND500-52 ND500-58 ND500-62 ND500-67 ND500-72 ND500-77 ND500-82
<b>Coating</b>	8 Layers	12 Layers	12 Layers	2 Layers	12 Layers	12 Layers	16 Layers	16 Layers	16 Layers
<b>Light Transmission</b>	99.0%	98.8%	99.3%	68.0%	68.1%	90.0%	12.5%	1.6%	0.2%
<b>Water Repellent</b>	✓	✓	✓	✓	✓	✓	✓	✓	✓
<b>Oil Repellent</b>		✓	✓		✓	✓	✓	✓	✓
<b>Scratch Resistant</b>		✓	✓		✓	✓			
<b>Antistatic</b>			✓			✓			



## UV FILTERS

The UV filters available in the Essential & Advanced collections absorb the wavelengths that are imperceptible to the human eye but generate an increase in haze factor and changes in color tone. They can be kept on the lens permanently to protect it from scratches and dirt without altering color rendition.

The **Essential UV** filter feature 8 multi layer anti reflection coating that reduce surface reflections while water repellent coating repels effectively water droplets.



The **Advanced UV** filter feature 12 multi layer anti reflection coating that increase reducing surface reflections while water repellent coating repels effectively water droplets.



## CIRCULAR POLARIZERS FILTERS

Circular Polarizers are useful in landscape photography in case you want to eliminate surface reflections from water, windows, glass and other reflective surfaces or in case you want to increase colour contrast and saturation. The polarizing effect is maximized when the direction of the sun makes a right angle with the direction of the lens.

The **Essential CPL** filter is the basic CPL filter that feature 2 multi layered coating featuring water repellent coating that repels water droplets.



The **Advanced CPL** filter is the 12 multi layered filter that feature anti-reflection coating that reduces surface reflections, it repels water droplets, oil and stains. Oil repellent coating allows easy wiping, which makes maintenance easier.



The **Professional CPL** filter is the ultimate professional circular polarizer filter. The filter feature a 12 multi layer coating with anti-reflection, water repellent coating, oil repellent coating and unique anti static coating. It has a 30% greater light transmission ratio than conventional polarizing filters.



## PROTECT FILTERS

The **Professional Protect** filter is the ultimate solution for protecting your lens against pollution and damages. The filter feature a 12 multi layer coating with anti reflection, water repellent coating, oil repellent coating and unique anti static coating. Oil repellent coating allows easy wiping, which makes maintenance easier while high water repellency protects the filter from water. The unique anti static coating prevents sticking of dirt and dust caused by static electricity, so it keeps dirt and dust off and if fine dust adhere it can be easily blown off.



## NEUTRAL DENSITY FILTERS

Neutral density filters reduce the amount of light hitting the camera sensor without altering the colour of the scene they are used in a variety of situations, for example in low shutter speed photography for expressing the motion of moving object through long exposure time; to eliminate the moving object in a scene.

The **ND8** with an optical density of 0.9 reduce by 3 stops the light hitting the camera sensor, it features water and oil repellent coating for easy daily maintenance.



The **ND64** with an optical density of 1.8 reduces by 6 stops the light hitting the camera sensor, it features water and oil repellent coating for easy daily maintenance.



The **ND500** with an optical density of 2.7 reduces by 9 stops the light hitting the camera sensor, it features water and oil repellent coating for easy daily maintenance.



## Key to symbols



Minimum height



Maximum height



Closed length



Footprint diameter



Weight



Spigot size \*



Socket size \*



Suggested wheels



Maximum evenly distributed  
load on level ground



Maximum load on fully extended  
stand at 5° inclination



Gravity cast



Black



Air cushioned



German Safety Standard

\* NOTE: in product specifications you will often see a note referring to the spigot/socket type of the product (e.g. "type 14").


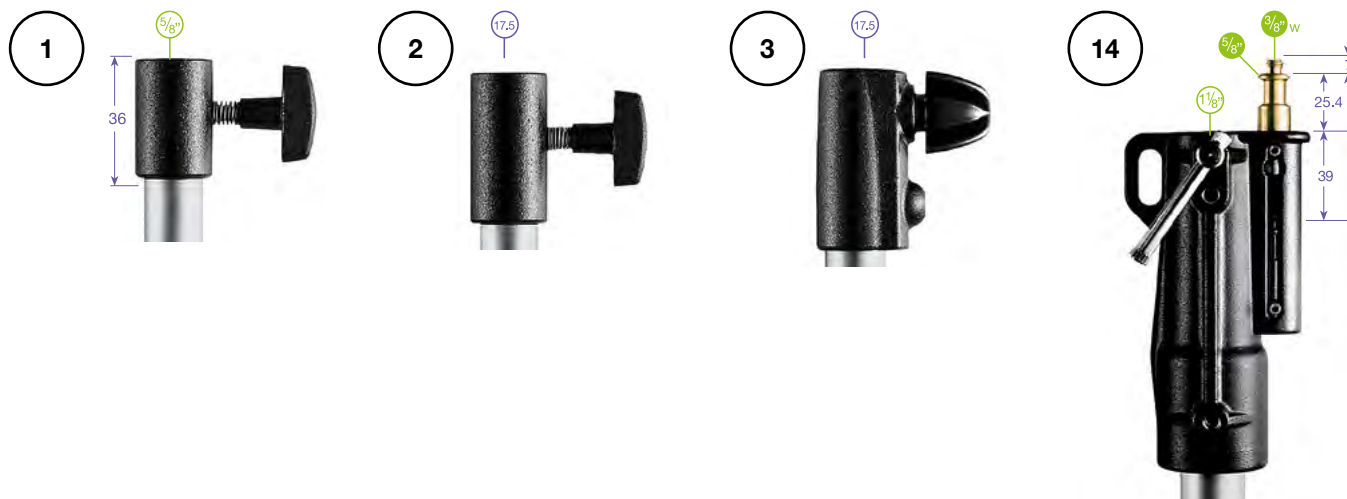
This type number refers to the spigot and socket variants shown on page 118.

This type number refers to the spigot and socket variants shown in product specifications.

$\frac{1}{4}''$  Indicates an external thread or stud diameter  
 ● Metric ● Imperial

$\frac{1}{4}''$  Indicates an internal thread or socket diameter  
 ● Metric ● Imperial

**W:** Indicates an internal thread or socket diameter



Art. N°	Description	Page	Art. N°	Description	Page
<b>003</b>	BACKLITE BASE	19	<b>076B</b>	BLACK AUTOPOLE	54
<b>003M</b>	MINI BACKLITE BASE MALE ATTACHMENT	19	<b>077</b>	AUTOPOLE	54
<b>003MF</b>	MINI BACKLITE BASE FEMALE ATTACHMENT	19	<b>077B</b>	BLACK AUTOPOLE	54
<b>007BSU</b>	BLACK STEEL SENIOR STAND	22	<b>081</b>	EXPAN ATTACHMENT	40-94
<b>007BU</b>	BLACK ALU SENIOR STAND	22	<b>083NW</b>	STEEL 2 SECTION WIND UP STAND	37
<b>007BUAC</b>	BLACK AIR CUSHIONED ALU SENIOR STAND	22	<b>083NWLB</b>	STEEL 2 SECTION LOW BASE WIND UP STAND	35
<b>007CSU</b>	STEEL SENIOR STAND	23	<b>085BS</b>	BLACK LIGHT BOOM 35 (STAND INCLUDED)	47
<b>008BU</b>	BLACK ALU STAND	21	<b>085BSL</b>	BLACK LIGHT BOOM 35 (STAND NOT INCLUDED)	46
<b>008CSU</b>	STEEL JUNIOR STAND	21	<b>087NW</b>	STEEL WIND UP STAND	36
<b>012B</b>	BACKLITE STAND	17	<b>087NWB</b>	BLACK STEEL WIND UP STAND	36
<b>013</b>	SPIGOT ADAPTER	65-104-113-115	<b>087NWLB</b>	STEEL 3 SECTION LOW BASE WIND UP STAND	35
<b>014-14</b>	16MM FEMALE ADAPTER	112	<b>087NWSH</b>	STEEL SHORT WIND UP STAND	37
<b>014-38</b>	16MM FEMALE ADAPTER	112	<b>087WBK</b>	WIND-BRACING KIT	41
<b>014BIM</b>	16MM FEMALE ADAPTER	112	<b>088</b>	SPECIAL ADAPTER	114
<b>014MS</b>	16MM FEMALE ADAPTER	112	<b>091MCR</b>	EXPAN RED METALLIC CHAIN	96
<b>015</b>	SPECIAL ADAPTER	114	<b>093</b>	LARGE CABLE CLIP	42
<b>016</b>	16MM FEMALE ADAPTER	112	<b>094</b>	CHAIN WEIGHT	96
<b>017</b>	CASTER WHEEL SET	42	<b>098B</b>	BLACK WALL BOOM (STAND NOT INCLUDED)	48
<b>018</b>	CASTER WHEEL SET	42	<b>098SHB</b>	BLACK SHORT WALL BOOM (STAND NOT INCLUDED)	49
<b>019</b>	SPECIAL ADAPTER	114	<b>104</b>	WHEEL SET	43-91
<b>022</b>	G-PESO	51	<b>104G</b>	WHEEL SET	43-91
<b>023</b>	L-PESO	51	<b>109</b>	WHEEL SET	43
<b>024B</b>	BLACK LIGHT BOOM (STAND NOT INCLUDED)	48	<b>110</b>	WHEEL SET	43
<b>025BS</b>	BLACK SUPER BOOM (STAND INCLUDED)	47	<b>110G</b>	WHEEL SET	43
<b>025BSL</b>	BLACK SUPER BOOM (STAND NOT INCLUDED)	46	<b>111BSU</b>	BLACK STEEL TALL STAND	23
<b>025TM</b>	SUPER BOOM WITH COLUMN STAND	48	<b>111CSU</b>	STEEL TALL STAND	24
<b>026</b>	SWIVELLING ADAPTER	85	<b>118</b>	SHORT 16MM SPIGOT WITH 1/4"+ 3/8" SCREW	65-113-115
<b>027</b>	STAND HOLDER	41	<b>119</b>	ADAPTER SPIGOT 1/4" F + 3/8" F THREADS	65-113-115
<b>032</b>	AUTOPOLE	54	<b>123</b>	PIVOTING BOOM CLAMP	50
<b>032B</b>	BLACK AUTOPOLE	54	<b>124</b>	PIVOTING BOOM CLAMP	50
<b>032BASE</b>	AUTOPOLE BASE	56	<b>125</b>	SHORT SPIGOT ADAPTER 3/8" - 3/8"	68-115
<b>032BASEB</b>	BLACK AUTOPOLE BASE	56	<b>126BSU</b>	BLACK STEEL HEAVY DUTY STAND	24
<b>032PC</b>	AUTOPOLE PROTECTION CAPS	56	<b>126BSUAC</b>	BLACK STEEL AIR CUSHIONED HEAVY DUTY STAND	24
<b>032SPL</b>	AUTOPOLE SPIRIT LEVEL	56	<b>126CSU</b>	STEEL HEAVY DUTY STAND	25
<b>033</b>	EXTENSION TUBE	57	<b>126CSUAC</b>	STEEL AIR CUSHIONED HEAVY DUTY STAND	25
<b>033B</b>	BLACK EXTENSION TUBE	57	<b>133B</b>	BLACK EXTENSION BAR	65
<b>034</b>	EXTENSION TUBE	57	<b>142B</b>	BLACK ALU STAND EXTENSION	29
<b>034B</b>	BLACK EXTENSION TUBE	57	<b>142CS</b>	STEEL STAND EXTENSION	29
<b>035</b>	SUPER CLAMP	64	<b>143</b>	MAGIC ARM KIT	76
<b>035WDG</b>	SUPER CLAMP WEDGES	69	<b>143A</b>	MAGIC ARM WITH CAMERA BRACKET	76
<b>036-14</b>	LIGHTING STUD 1/4"	65-115	<b>143BKT</b>	CAMERA/UMBRELLA BRACKET	77
<b>036-38</b>	LIGHTING STUD 3/8"	65-115	<b>143N</b>	MAGIC ARM	76
<b>036MR</b>	LIGHTING STUD MR	65-115	<b>146B</b>	BLACK ALU HIGH STAND EXTENSION	29
<b>037</b>	CAMERA STUD	65-115	<b>146CS</b>	STEEL HIGH STAND EXTENSION	29
<b>038</b>	DOUBLE SUPER CLAMP	64	<b>147</b>	SHORT SPIGOT ADAPTER 1/4" - 3/8"	68-115
<b>039</b>	"U" HOOKS	68	<b>148KN</b>	SPECIAL ADAPTER	114
<b>041</b>	"L" BRACKETS	68	<b>149</b>	SPECIAL ADAPTER	114
<b>042</b>	EXTENSION ARM	69	<b>151</b>	16MM MALE ADAPTER	113
<b>043</b>	SKY HOOK	60	<b>152</b>	16MM FEMALE ADAPTER	112
<b>044</b>	B/P CLAMPS	95	<b>153</b>	16MM FEMALE ADAPTER	112
<b>045</b>	B/P TRIPLE HOOKS	95	<b>154B</b>	THREE BABY BRACKET	40
<b>045-6</b>	B/P HOOKS	95	<b>155</b>	TILT-TOP HEAD	84
<b>046MC</b>	EXPAN WITH METAL CHAIN	94	<b>155BKL</b>	TILT-TOP HEAD	84
<b>047-2</b>	ALU-CORE	96	<b>156BLB</b>	BLACK ALU LOW MINI PRO STAND	17
<b>047-3</b>	ALU-CORE	96	<b>158</b>	16MM FEMALE ADAPTER	104-112
<b>059</b>	B/P SINGLE HOOKS	94	<b>159</b>	16MM FEMALE ADAPTER	112
<b>059WM</b>	B/P SINGLE HOOKS	94	<b>163-10</b>	28MM MALE ADAPTER	114
<b>061</b>	JOINING STUD	65-115	<b>163-12</b>	28MM MALE ADAPTER	114
<b>061RA</b>	JOINING STUD RA	65-115	<b>163-38</b>	28MM MALE ADAPTER	114
<b>062-2</b>	B/P COUNTERWEIGHT	96	<b>169</b>	FIVE SOCKET BRACKET	40
<b>064</b>	SMALL CABLE CLIP	42	<b>170</b>	MINI POLE	57
<b>066</b>	DOUBLE FEMALE THREAD STUD	65-115	<b>170B</b>	BLACK MINI POLE	57
<b>066BT</b>	STUD FOR STIRRUP	65-115	<b>171</b>	MINI CLAMP	61
<b>076</b>	AUTOPOLE	54	<b>172</b>	MINI COUNTERWEIGHT	51

Art. N°	Description	Page	Art. N°	Description	Page
173B	BLACK MINI BOOM	50	332-3.7	MINI AUTOPOLE	55
174	HEXAGONAL 16MM LIGHTING STUD M10	65-115	332-3.7B	BLACK MINI AUTOPOLE	55
175	SPRING CLAMP	60	335AS	ADDITIONAL SOCKET	69
175F-1	SPRING CLAMP WITH FLASH SHOE	60	362	POLE OPERATED TELESCOPIC BAR	104
176	MINI "U" HOOKS	68	374	WHEELS FOR SUPER WIND UP	43
179	16MM FEMALE ADAPTER	112	374-10	WHEELS FOR SUPER WIND UP	43
182	16MM MALE ADAPTER	113	375	MULTICLIP	60
184	16MM MALE ADAPTER	113	386B-1	NANO CLAMP	64
185	16MM MALE ADAPTER	113	387XBU	BLACK STAINLESS STEEL SUPER WIND UP STAND	39
186	16MM MALE ADAPTER	113	387XU	STAINLESS STEEL SUPER WIND UP STAND	38
187	16MM MALE ADAPTER	113	396AB-2	2 SECTION DOUBLE ARTICULATED ARM	81
188	16MM MALE ADAPTER	113	396AB-3	3 SECTION DOUBLE ARTICULATED ARM	81
189	16MM FEMALE ADAPTER	112	396B-2	2 SECTION DOUBLE ARTICULATED ARM W/CAMERA ATTACHMENT	81
191	16MM MALE ADAPTER	113	396B-3	3 SECTION DOUBLE ARTICULATED ARM W/CAMERA ATTACHMENT	81
192	SPECIAL ADAPTER	114	420B	BLACK ALU COMBI-BOOM STAND WITH SANDBAG	45
194	16MM FEMALE ADAPTER	112	420CSU	COMBI-BOOM STAND HD	45
195	16MM MALE ADAPTER	113	425B	BLACK MEGA BOOM (STAND NOT INCLUDED)	47
196AB-2	2 SECTION SINGLE ARTICULATED ARM	80	427B-4.0	OPERATING POLE	104
196AB-3	3 SECTION SINGLE ARTICULATED ARM	80	427B-6.5	OPERATING POLE	104
196AC	MICRO CLAMP	91	432-2.7	AUTOPOLE 2	55
196B-2	2 SECTION SINGLE ARTICULATED ARM W/CAMERA ATTACHMENT	80	432-2.7B	BLACK AUTOPOLE 2	55
196B-3	3 SECTION SINGLE ARTICULATED ARM W/CAMERA ATTACHMENT	80	432-3.7B	BLACK AUTOPOLE 2	55
203	MINI EXTENSION ARM	69	613PAR	T BAR	40
220	STILL LIFE TABLE	88	614	T BAR	40
220B	BLACK STILL LIFE TABLE	88	620-10	28MM MALE ADAPTER	114
220PSL	STILL LIFE TABLE WITHOUT COVER	88	620-12	28MM MALE ADAPTER	114
220PSLB	BLACK STILL LIFE TABLE WITHOUT COVER	88	635	QUICK ACTION SUPER CLAMP	64
220PX	PERSPEX COVER FOR STILL LIFE TABLE	88	649	QUICK RELEASE CLAMP	61
231ARM	SLIDING SUPPORT ARM	91	1004BAC	BLACK ALU AIR CUSHIONED MASTER STAND	19
231B	BLACK ALU COLUMN STAND	31	1004BAC-3	3-PACK BLACK ALU AIR CUSHIONED MASTER STAND	19
231CS	STEEL COLUMN STAND	31	1005BAC	BLACK ALU AIR CUSHIONED RANKER STAND	19
237	FLEX ARM	79	1005BAC-3	3-PACK BLACK ALU AIR CUSHIONED RANKER STAND	19
237HD	HEAVY DUTY FLEX ARM	79	1051BAC	BLACK ALU AIR CUSHIONED MINI COMPACT STAND	18
241	PUMP CUP WITH 16MM SWIVEL SOCKET	71	1051BAC-3	3-PACK BLACK ALU AIR CUSHIONED MINI COMPACT STAND	18
241S	PUMP CUP WITH 16MM SOCKET	71	1052BAC	BLACK ALU AIR CUSHIONED COMPACT STAND	18
244	VARIABLE FRICTION ARM WITH CAMERA BRACKET	77	1052BAC-3	3-PACK BLACK ALU AIR CUSHIONED COMPACT STAND	18
244ADPT3814	3/8" AND 1/4" ADAPTERS	78	1314B	SET STANDS KIT	97
244ADPT38AR	3/8" ANTI-ROTATION ADAPTER	78	5001B	BLACK ALU NANO STAND	17
244ADPT58	5/8" ADAPTERS	78	ADAPTOR12V1.25A	AC ADAPTOR 12V 1.25A SPECTRA2	9
244ADPT-HS	HOT-SHOE ADAPTER	78	C100	JUNIOR PIPE CLAMP WITH 28MM SOCKET	63
244MICRO	MICRO FRICTON ARM	78	C150	SWIVELLING "C" CLAMP	62
244MICRO-AR	MICRO FRICTON ARM WITH ANTI ROTATION	78	C155	SAFETY CABLE	69
244MICROKIT	MICRO FRICTON ARM WITH NANO CLAMP	78	C155-01	SAFETY CABLE	69
244MINI	MINI FRICTON ARM	78	C155-02	SAFETY CABLE	69
244N	VARIABLE FRICTION ARM	77	C210	BABY PIPE CLAMP WITH 16MM STUD	63
264	ROUNDED 16MM LIGHTING STUD M10	65-115	C337	28MM BUSHING QUICK ACTION JUNIOR CLAMP	70
269BU	BLACK ALU SUPER STAND	25	C338	16MM PIN QUICK ACTION BABY CLAMP	70
269HDBU	BLACK ALU HIGH SUPER STAND	28	C500	PELICAN GAFFER GRIP	62
270BSU	BLACK STEEL SUPER STAND	26	C820	TELESCOPIC HANGER WITH STIRRUP	71
270CSU	STEEL SUPER STAND	27	C822	LONG TELESCOPIC HANGER WITH STIRRUP	71
271	PANEL CLAMP	61	C825	TELESCOPIC HANGER WITH UNIVERSAL HEAD	71
272B	TELESCOPIC POLE	97	C827	LONG TELESCOPIC HANGER WITH UNIVERSAL HEAD	71
275	MINI SPRING CLAMP	60	C888UH	TELESCOPIC HANGER WITH UNIVERSAL HEAD	71
297BBASE	BLACK LARGE BRAKE BASE	33	C1000	SPECIAL ADAPTER	114
297FBASE	BLACK LARGE FOOT BASE	33	C1005	SPECIAL ADAPTER	114
298B	BLACK ALU STUDIO STAND	32	C1100	SPECIAL ADAPTER	114
299B	BLACK BABY STUDIO STAND	32	C1525	SKY HOOK	60
299BBASE	BLACK SMALL BRAKE BASE	33	E200	28MM MALE ADAPTER	114
299FBASE	BLACK SMALL FOOT BASE	33	E250	16MM MALE ADAPTER	113
320	MINI STILL LIFE TABLE	89	E300	16MM MALE ADAPTER	113
320B	BLACK MINI STILL LIFE TABLE	89	E390	16MM FEMALE ADAPTER	112
320PSL	MINI STILL LIFE TABLE WITHOUT COVER	89	E610	SPECIAL ADAPTER	114
320PSLB	BLACK MINI STILL LIFE TABLE WITHOUT COVER	89	E650	16MM MALE ADAPTER	113
320PX	PERSPEX COVER FOR MINISTILL LIFE TABLE	89	FF3033	TOP SYSTEM 33	108



Art. N°	Description	Page	Art. N°	Description	Page
<b>FF3043</b>	TOP SYSTEM 43	109	<b>MFESSUV-62</b>	ESSENTIAL UV FILTER Ø 62 MM	116
<b>FF3054</b>	TOP SYSTEM 54	109	<b>MFESSUV-67</b>	ESSENTIAL UV FILTER Ø 67 MM	116
<b>FF3207</b>	KIT OF 4 END STOPS WITH 4 CABLE CARRIAGES	104	<b>MFESSUV-72</b>	ESSENTIAL UV FILTER Ø 72 MM	116
<b>FF3208</b>	ALIGNING CONNECTORS FOR FIXED RAILS	104	<b>MFESSUV-77</b>	ESSENTIAL UV FILTER Ø 77 MM	116
<b>FF3210</b>	BRACKET FOR CEILING ATTACHMENT	101	<b>MFESSUV-82</b>	ESSENTIAL UV FILTER Ø 82 MM	116
<b>FF3211</b>	DOUBLE BRACKET FOR RAIL CROSSINGS	101	<b>MFPROCPL-52</b>	PROFESSIONAL CPL FILTER Ø 52 MM	116
<b>FF3212</b>	ANGLE BRACKET ("L"-SHAPED) FOR FIXING TO BEAMS	101	<b>MFPROCPL-58</b>	PROFESSIONAL CPL FILTER Ø 58 MM	116
<b>FF3214</b>	BRACKET FOR TUBE ATTACHMENT	102	<b>MFPROCPL-62</b>	PROFESSIONAL CPL FILTER Ø 62 MM	116
<b>FF3214A</b>	BRACKET FOR CEILING ATTACHMENT	102	<b>MFPROCPL-67</b>	PROFESSIONAL CPL FILTER Ø 67 MM	116
<b>FF3214B</b>	RAIL MOUNTING KIT WITH M12 STUD	102	<b>MFPROCPL-72</b>	PROFESSIONAL CPL FILTER Ø 72 MM	116
<b>FF3215</b>	ADJUSTABLE BRACKET FOR IRREGULAR CEILINGS	101	<b>MFPROCPL-77</b>	PROFESSIONAL CPL FILTER Ø 77 MM	116
<b>FF3215A</b>	EXTENSION BRACKET FOR VARIOUS HEIGHTS	102	<b>MFPROCPL-82</b>	PROFESSIONAL CPL FILTER Ø 72 MM	116
<b>FF3218</b>	CEILING BRACKET WITH 50CM EXTENSION	102	<b>MFPROPTT-52</b>	PROFESSIONAL PROTECT FILTER Ø 52 MM	116
<b>FF3226</b>	KIT OF 5 CABLE CARRIAGES	104	<b>MFPROPTT-58</b>	PROFESSIONAL PROTECT FILTER Ø 58 MM	116
<b>FF3226C</b>	KIT OF 5 CABLE CARRIAGES WITH BEARING	104	<b>MFPROPTT-62</b>	PROFESSIONAL PROTECT FILTER Ø 62 MM	116
<b>FF3228</b>	DISMOUNTABLE SLIDING CARRIAGE W/4 WHEELS AND 16MM SPIGOT	102	<b>MFPROPTT-67</b>	PROFESSIONAL PROTECT FILTER Ø 67 MM	116
<b>FF3229</b>	SLIDING CARRIAGE WITH 4 WHEELS, BRAKE AND 16MM SPIGOT	103	<b>MFPROPTT-72</b>	PROFESSIONAL PROTECT FILTER Ø 72 MM	116
<b>FF3230</b>	SLIDING CARRIAGE WITH 4 WHEELS AND 16MM SPIGOT	103	<b>MFPROPTT-77</b>	PROFESSIONAL PROTECT FILTER Ø 77 MM	116
<b>FF3232</b>	DOUBLE SLIDING CARRIAGE	103	<b>MFPROPTT-82</b>	PROFESSIONAL PROTECT FILTER Ø 82 MM	116
<b>FF3235</b>	DOUBLE SLIDING CARRIAGE WITH DOUBLE BRAKE	103	<b>MFND500-52</b>	ND500 FILTER Ø 52 MM	116
<b>FF3236</b>	DOUBLE SLIDING CARRIAGE WITH ONE BRAKE	103	<b>MFND500-58</b>	ND500 FILTER Ø 58 MM	116
<b>FF3240</b>	EXTENSION TUBE 50CM LONG	107	<b>MFND500-62</b>	ND500 FILTER Ø 62 MM	116
<b>FF3242</b>	EXTENSION TUBE 100CM LONG	107	<b>MFND500-67</b>	ND500L FILTER Ø 67 MM	116
<b>FF3248</b>	TELESCOPIC POST EXTENDABLE FROM 85CM TO 203CM	107	<b>MFND500-72</b>	ND500 FILTER Ø 72 MM	116
<b>FF3249</b>	SMALL TELESCOPIC POST EXTENDABLE FROM 60CM TO 128CM	107	<b>MFND500-77</b>	ND500 FILTER Ø 77 MM	116
<b>FF3276</b>	SAFETY STEEL CABLE	107	<b>MFND500-82</b>	ND500 FILTER Ø 82 MM	116
<b>FF3278</b>	POWER SUPPLY CABLE	104	<b>MFND64-52</b>	ND64 FILTER Ø 52 MM	116
<b>FF3512N86</b>	PANTOGRAPH TOP 2C	106	<b>MFND64-58</b>	ND64 FILTER Ø 58 MM	116
<b>FF3514N86</b>	PANTOGRAPH TOP 4C	105	<b>MFND64-62</b>	ND64 FILTER Ø 62 MM	116
<b>FF3531</b>	SPRING TYPE 4 RED	106	<b>MFND64-67</b>	ND64 FILTER Ø 67 MM	116
<b>FF3532</b>	SPRING TYPE 12 RED	106	<b>MFND64-72</b>	ND64 FILTER Ø 72 MM	116
<b>FF3533</b>	SPRING TYPE 4 BLUE	106	<b>MFND64-77</b>	ND64 FILTER Ø 77 MM	116
<b>FF3534</b>	SPRING TYPE 12 BLUE	106	<b>MFND64-82</b>	ND64 FILTER Ø 82 MM	116
<b>FF3856</b>	FIXED BRACKET ON RAIL WITH 16MM SPIGOT	103	<b>MFND8-52</b>	ND8 FILTER Ø 52 MM	116
<b>FF6003B</b>	BLACK ANODISED 3M RAIL	100	<b>MFND8-58</b>	ND8 FILTER Ø 58 MM	116
<b>FF6004B</b>	BLACK ANODISED 4M RAIL	100	<b>MFND8-62</b>	ND8 FILTER Ø 62 MM	116
<b>FF6005B</b>	BLACK ANODISED 5M RAIL	100	<b>MFND8-67</b>	ND8 FILTER Ø 67 MM	116
<b>G100-2</b>	SMALL SAND BAG	41	<b>MFND8-72</b>	ND8 FILTER Ø 72 MM	116
<b>G200-1</b>	LARGE SAND BAG	41	<b>MFND8-77</b>	ND8 FILTER Ø 77 MM	116
<b>G300</b>	EXTRA LARGE SAND BAG	41-51	<b>MFND8-82</b>	ND8 FILTER Ø 72 MM	116
<b>MC1990A</b>	PICO CLAMP	64	<b>MLBALL</b>	BALL-HEAD MOUNT	7
<b>MFADV CPL-52</b>	ADVANCED CPL FILTER Ø 52 MM	116	<b>MLBATTADT-L7.2V</b>	L-TYPE BATTERIES ADAPTOR FOR SPECTRA2	9
<b>MFADV CPL-58</b>	ADVANCED CPL FILTER Ø 58 MM	116	<b>MLCROMA2</b>	CROMA2	9
<b>MFADV CPL-62</b>	ADVANCED CPL FILTER Ø 62 MM	116	<b>MLFILTERCLS</b>	CLASSIC FILTER KIT	7
<b>MFADV CPL-67</b>	ADVANCED CPL FILTER Ø 67 MM	116	<b>MLFILTERCOL</b>	MULTICOLOR FILTER KIT	7
<b>MFADV CPL-72</b>	ADVANCED CPL FILTER Ø 72 MM	116	<b>MLFILTERPRT</b>	PORTRAIT FILTER KIT	7
<b>MFADV CPL-77</b>	ADVANCED CPL FILTER Ø 77 MM	116	<b>MLH1HS</b>	SNAP TILT HEAD	85
<b>MFADV CPL-82</b>	ADVANCED CPL FILTER Ø 82 MM	116	<b>MLL1300-BI</b>	LYKOS BI-COLOR	10
<b>MFADVUV-52</b>	ADVANCED UV FILTER Ø 52 MM	116	<b>MLL1500-D</b>	LYKOS DAYLIGHT	10
<b>MFADVUV-58</b>	ADVANCED UV FILTER Ø 58 MM	116	<b>MLLBDT DONGLE</b>	LYKOS BLUETOOTH DONGLE	11
<b>MFADVUV-62</b>	ADVANCED UV FILTER Ø 62 MM	116	<b>MLUMIEART-BK</b>	LUMIMUSE6	6
<b>MFADVUV-67</b>	ADVANCED UV FILTER Ø 67 MM	116	<b>MLUMIEMU-BK</b>	LUMIMUSE8	7
<b>MFADVUV-72</b>	ADVANCED UV FILTER Ø 72 MM	116	<b>MLUMIEPL-BK</b>	LUMIMUSE3	6
<b>MFADVUV-77</b>	ADVANCED UV FILTER Ø 77 MM	116	<b>MLMICROPRO2</b>	MICROPRO2	8
<b>MFADVUV-82</b>	ADVANCED UV FILTER Ø 82 MM	116	<b>MLSBOXL</b>	LYKOS SOFTBOX	11
<b>MFESSCPL-52</b>	ESSENTIAL CPL FILTER Ø 52 MM	116	<b>MLSPECTRA2</b>	SPECTRA2	8
<b>MFESSCPL-58</b>	ESSENTIAL CPL FILTER Ø 58 MM	116	<b>MS0490A</b>	NANO POLE STAND	17
<b>MFESSCPL-62</b>	ESSENTIAL CPL FILTER Ø 62 MM	116	<b>MSY0580A</b>	DADO KIT	79
<b>MFESSCPL-67</b>	ESSENTIAL CPL FILTER Ø 67 MM	116	<b>MSY0590A</b>	DADO	79
<b>MFESSCPL-72</b>	ESSENTIAL CPL FILTER Ø 72 MM	116	<b>MT004</b>	"T" CLAMP	90
<b>MFESSCPL-77</b>	ESSENTIAL CPL FILTER Ø 77 MM	116	<b>MT005</b>	RIGHT ANGLE CLAMP	90
<b>MFESSCPL-82</b>	ESSENTIAL CPL FILTER Ø 82 MM	116	<b>MT013</b>	PANEL CLAMP	90
<b>MFESSUV-52</b>	ESSENTIAL UV FILTER Ø 52 MM	116	<b>MT020</b>	TUBE CONNECTOR	90
<b>MFESSUV-58</b>	ESSENTIAL UV FILTER Ø 58 MM	116			

**Visit our blogs**

[manfrottoimaginemore.com](http://manfrottoimaginemore.com)  
[manfrottoschoolofexcellence.com](http://manfrottoschoolofexcellence.com)  
[manfrottobags.com](http://manfrottobags.com)